

RESEARCH

Open Access

Asthma susceptible genes in Chinese population: A meta-analysis

Xiaobo Li^{1,2†}, Yonggang Zhang^{2†}, Jie Zhang^{3†}, Yuling Xiao^{4†}, Jin Huang^{5,6}, Can Tian¹, Chao He⁴, Yao Deng⁴, Yingying Yang⁵, Hong Fan^{2,4*}

Abstract

Background: Published data regarding the associations between genetic variants and asthma risk in Chinese population were inconclusive. The aim of this study was to investigate asthma susceptible genes in Chinese population.

Methods: The authors conducted 18 meta-analyses for 18 polymorphisms in 13 genes from eighty-two publications.

Results: Seven polymorphisms were found being associated with risk of asthma, namely: *A Disintegrin and Metalloprotease 33 (ADAM33)* T1-C/T (odds ratio [OR] = 6.07, 95% confidence interval [CI]: 2.69-13.73), *Angiotensin-Converting Enzyme (ACE)* D/I (OR = 3.85, 95%CI: 2.49-5.94), *High-affinity IgE receptor β chain (Fc ϵ RI β)* -6843G/A (OR = 1.49, 95%CI: 1.01-2.22), *Interleukin 13(IL-13)* -1923C/T (OR = 2.99, 95%CI: 2.12-4.24), *IL-13* -2044A/G (OR = 1.49, 95%CI: 1.07-2.08), *Regulated upon Activation, Normal T cell Expressed and Secreted (RANTES)* -28C/G (OR = 1.64, 95% CI: 1.09-2.46), *Tumor Necrosis Factor- α (TNF- α)* -308G/A (OR = 1.42, 95%CI: 1.09, 1.85). After subgroup analysis by age, the *ACE* D/I, *β 2-Adrenergic Receptor (β 2-AR)* -79G/C, *TNF- α* -308G/A, *Interleukin 4 receptor(IL-4R)* -1902G/A and *IL-13* -1923C/T polymorphisms were found significantly associated with asthma risk in Chinese children. In addition, the *ACE* D/I, *Fc ϵ RI β* -6843G/A, *TNF- α* -308G/A, *IL-13* -1923C/T and *IL-13* -2044A/G polymorphisms were associated with asthma risk in Chinese adults.

Conclusion: *ADAM33*, *Fc ϵ RI β* , *RANTES*, *TNF- α* , *ACE*, *β 2-AR*, *IL-4R* and *IL-13* genes could be proposed as asthma susceptible genes in Chinese population. Given the limited number of studies, more data are required to validate these associations.

Introduction

Asthma is one of the most common chronic respiratory diseases, affecting about 300 millions of children and adults worldwide[1]. In China, more than 25 millions people are asthmatic patients, which includes almost 10 million children[2]. Compared with the western world, the preventive controls and treatments for asthma were not well established in China [3]. Only a few percent of asthma patients received proper treatment. Poverty and inadequate resources are the main hindrance to reduce the burden of disease in China especially in numerous of Chinese villagers. Therefore,

the best approach to reduce asthma is primary prevention through modifying the risk factors of asthma.

It is well accepted that asthma is a complex disease and both genetic and environmental factors contribute to its inception and evolution[4,5]. Many studies regarding associations between genetic variants and asthma risk have been published and many genes were proposed as asthma susceptible genes[6-9]. However, the conclusions obtained from different populations were often different or even controversial. Possible roles may be that different genetic backgrounds and environment exposures in different ethnic population that may affect the pathogenesis of asthma. Thus, asthma susceptible genes in different population may not be the same.

In recent years, host genetic susceptibility to asthma has been a research focus in scientific community in China. Many genes were suggested as asthma risk

* Correspondence: z85445417@yahoo.cn

† Contributed equally

²Department of Respiratory Medicine, West China Hospital of Sichuan University, Chengdu, Sichuan 610041, China

Full list of author information is available at the end of the article

factors for Chinese population; however, many of the studies drew incompatible or even contradictory results. Considering a small number of sample size may be lack of power to reveal the reliable conclusion, we carried out a meta-analysis to assess the susceptible genes for asthma in Chinese population. To our knowledge, this is the first comprehensive and largest genetic meta-analysis conducted in people of Chinese descent for any respiratory diseases.

Materials and methods

Literature search

We conducted a literature search by using the electronic database Medline (Ovid), Pubmed, Embase, ScienceDirect, Springer, CNKI, Wanfang database, Weipu database and CBM database to identify articles that evaluated the association between genetic variants and the risk of asthma in Chinese population (Last search was updated on May 13, 2010). The search terms were used as follows: 'asthma or asthmatic', in combination with 'polymorphism or variant or mutation' and 'Chinese or China' for Medline (Ovid), Pubmed, Embase, ScienceDirect, Springer database; 'asthma or asthmatic', in combination with 'polymorphism or variant or mutation' for CNKI database, Wanfang database, Weipu database and CBM database. All languages were included. The following criteria were used for selecting literatures in the meta-analysis: (1) the study should evaluate the association between genetic variants and risk of asthma in Chinese population from either mainland, overseas or both, (2) the study should be a case-control design published in a journal (3) genotype distributions in both cases and controls were available for estimating an odds ratio with 95% confidence interval (CI) and *P* value, (4) genotype distributions of control population must be consistent with Hardy-Weinberg equilibrium (HWE), $P > 0.05$ (5) the polymorphism for data synthesis should be studied in at least three case-control studies, (6) polymorphisms for data synthesis should be characterized as -A/B, with the following genotypes: AA, AB and BB. Accordingly, the following exclusion criteria were used: (1) abstracts and reviews, (2) genotype frequency not reported, (3) repeated or overlapping publications (4) polymorphisms with data less than three case-control studies (5) genotype distributions of control population not consistent with HWE, (6) genetic variants not characterized as -A/B. For duplication or overlapping publications, the studies with larger number of cases and controls or been published latest were included.

Data extraction

Two independent authors (Xiaobo Li and Yonggang Zhang) checked all potentially relevant studies and reached a consensus on all items. In case of disagreement,

a third author (Jie Zhang) would assess these articles. The following data were collected from each study: first author, year of publication, location of the people, ages, genotype frequencies in cases and controls.

Statistical Analysis


For each case-control study, we first examined whether the genotype distribution in control group was according to Hardy-Weinberg equilibrium by Pearson's χ^2 test <http://ihg2.helmholtz-muenchen.de/cgi-bin/hw/hwa1.pl>.

Any polymorphism that had been studied in at least three case-control studies was included in the meta-analysis. The strength of the associations between asthma risk and genetic variants were estimated by ORs and 95% CIs. The statistical significance of summary ORs were assessed by Z-test. The evaluated genetic models for each study were based mostly on those used in primary studies. Heterogeneity was evaluated by a χ^2 -based *Q* statistic and was considered statistical significant at *P* value < 0.10 . I^2 was used to measure the percentage of variability in point estimated that due to heterogeneity rather than sampling error. When the *P*-value is > 0.10 , the pooled OR was calculated by the fixed-effects model, otherwise, a random-effects model was used. To evaluate the age-specific effects, subgroup analyses were performed by age for polymorphisms which were investigated in a sufficient number of studies (data were available from at least three case-control studies for at least one subgroup). Publication bias was examined by using the funnel plots, Begg's test and Egger's test [4]. The funnel plot is asymmetrical when there is evidence of publication bias. All statistical tests were performed by using REVMAN 4.2 software and STATA 10.0.

Results

Candidate asthma-genes in Chinese Population

The selection process is shown in Figure 1. Briefly, 2489 search results were identified from Medline (Ovid), Pubmed, Embase, ScienceDirect, Springer, CNKI database, Wanfang database, Weipu database and CBM database in the initial search. After reading the titles and abstracts, 2159 articles were excluded for abstracts, reviews, duplicated search results or not being relevant to genetic variants and asthma risk in Chinese population. By reading through the full texts of the remaining 330 articles, 7 articles were excluded for not being relevant to polymorphisms and asthma risk. The remaining 323 articles were used for data extraction. A total of 539 case-control studies were extracted from 248 articles, and 75 articles were excluded because of the absence of the usable data or not a case-control design. In meta-analysis, a small number of studies weaken the conclusions; therefore, only polymorphisms which had been investigated in at least three case-control studies were included



for data synthesis. Thus, we excluded all these polymorphisms which were studied in less than three case-control studies (a total of 260 case-control studies were excluded). Hence, a total of 279 case-control studies were left. In addition, genotype frequencies for control population in 53 case-control studies were not consistent with HWE and these case-control studies were all excluded. In the remaining 226 case-control studies, data in 45 case-control studies were overlapped or duplicated with other studies and these case-control studies were all excluded. Thus, 181 case-control studies were left. Among the 181 case-control studies, some polymorphisms were studied in less than three case-control studies, and these polymorphisms were also excluded (a total of 62 case-control studies were excluded). Finally, a total of 18 polymorphisms in 13 genes in 119 case-control studies concerning association between the gene polymorphisms and asthma risk in Chinese population met the inclusion criteria, were identified for data

synthesis (Table 1). The characteristics of each polymorphism are listed in Table 2, 3, 4, 5, 6, 7, 8, 9, 10, 11, 12, 13, 14, 15, 16, 17, 18 and 19. The genetic models for pooling data are also listed in Table 1.

Summary results of Meta-analyses

For each polymorphism, heterogeneity was analyzed by a X^2 -based Q statistic and was considered statistically significant at P -value < 0.10 . When the P -value is less than 0.10, the pooled OR of each meta-analysis was calculated by the fixed-effects model; otherwise, a random-effects model was used. The chosen models to synthesize the data for each polymorphism can be seen in Table 20.

Forest plots of each polymorphism can be seen in Figure 2, 3, 4, 5, 6, 7, 8, 9, 10, 11, 12, 13, 14, 15, 16, 17, 18 and 19. In summary, we obtained significant results for seven polymorphisms: *ADAM33* T1-C/T (OR = 6.07, 95% CI: 2.69-13.73, $Z = 4.33$, $P < 0.0001$), *ACE* D/I (OR = 3.85,

Table 1 Genes identified from individual studies

Gene	Chromosome location of gene	Polymorphism	Aminoacid change	Genetic model	Genotypes Evaluated	Other genotypes	Cases	Controls
β2-AR	5q31-32	-46G/A	Arg16Gly	Recessive	GG	GA+AA	1796	1589
		-79G/C	Gln27Glu	Recessive	GG	GC+CC	823	692
IL-4R	16p11.2-12.1	-1902G/A	Q576R	Dominant	GG+GA	AA	2308	1971
		-223G/A	Ile/Val	Recessive	GG	GA+AA	1623	1304
IL-4	5q31	-589C/T		Dominant	CC+CT	TT	1724	1656
TNF-α	6p21.1-21.3	-308A/G		Dominant	AA+AG	GG	1428	1511
FcεRIβ	11q13	-6843G/A	Glu237Gly	Dominant	GG+GA	AA	1434	1276
		-109C/T		Recessive	CC	CT+TT	428	371
ACE	17q23	D/I		Recessive	DD	DI+II	385	335
IL-13	5q31	-2044A/G	Gln130Arg	Dominant	AA+AG	GG	1512	1351
		-1923C/T		Recessive	TT	CC+CT	645	588
IL-1β	2q12-21	-511C/T		Dominant	TT+TC	CC	333	255
LT-α	6q21.3	+252A/G		Dominant	GG+GA	AA	674	896
TGF-β1	19q13	-509C/T		Dominant	TT+TC	CC	406	390
CD14	5q31.1	-159C/T		Dominant	TT+TC	CC	1381	1219
ADAM33	20p13	T1	Met764Thr	Recessive	CC	TT+TC	569	512
RANTES	17q11.2-12	-28G/C		Dominant	GG+GC	CC	314	229

Table 2 Main data of all studies included in the meta-analysis for the -46G/A (Arg16Gly) polymorphism in β2-AR gene

Study	Population location	Year	Age	Case			Control			OR	95%CI
				AA	AG	GG	AA	AG	GG		
Chan, I H [16]	Hong Kong	2008	10.4 ± 3.7	101	135	59	51	89	33	1.06	0.66-1.70
Cui, LY(Han) [17]	Neimenggu	2007	21-62	6	34	2	6	20	4	0.33	0.06-1.90
Cui, LY(Meng) [17]	Neimenggu	2007	26-69	3	21	6	6	19	5	1.25	0.34-4.64
Gao, J M [18]	Beijing	2004	38.7 ± 13.8	38	59	28	35	53	8	3.18	1.37-7.33
Li, H [19]	Shanghai	2009	3-12	86	76	30	46	100	46	0.59	0.35-0.98
Liao, W [20]	Chongqing	2001	5.8 ± 4.3	12	27	11	14	28	8	1.48	0.54-4.06
Qiu, Y Y(2008) [21]	Jiangsu	2008	63.2 ± 5.6	25	31	14	34	55	23	0.97	0.46-2.04
Shi, X H [22]	Jiangsu	2008	34(14-66)	22	19	7	10	25	13	0.46	0.17-1.28
Wang, Z [23]	Anhui	2001	30.6 ± 16.2	52	54	22	38	64	34	0.62	0.34-1.14
Xie, Y [24]	Shanghai	2008	4.98 ± 2.78	14	37	6	21	34	7	0.92	0.29-2.93
Xing, J [25]	Beijing	2001	20-66	9	62	29	29	55	16	2.14	1.08-4.26
Zhang, X Y [26]	Chongqing	2008	1.08-17	81	111	25	19	23	8	0.68	0.29-1.62
Wang, J Y [27]	Taiwan	2009	7.82 ± 3.81	138	207	97	173	250	87	1.37	0.99-1.89

Table 3 Main data of all studies included in the meta-analysis for the -79G/C (Gln27Glu) polymorphism in β2-AR gene

Study	Population location	Year	Age	Case			Control			OR	95%CI
				CC	CG	GG	CC	CG	GG		
Cui, LY(Han) [17]	Neimenggu	2007	21-62	32	6	4	26	3	1	3.05	0.32-28.79
Gao, G K [28]	Beijing	2002	4-56	20	32	6	32	49	8	1.17	0.38-3.56
Liao, W [20]	Chongqing	2001	5.8 ± 4.3	26	20	4	20	27	3	1.36	0.29-6.43
Lin, Y C [29]	Taiwan	2003	13.9 ± 0.07	65	15	0	54	14	1	0.28	0.01-7.08
Pan, Y P [30]	Jiangxi	2005	-	15	24	6	17	23	5	1.23	0.35-4.37
Qiu, Y Y(2000) [31]	Jiangsu	2000	42 ± 5	23	30	6	29	36	7	1.05	0.33-3.32
Qiu, Y Y(2008) [21]	Jiangsu	2008	63.2 ± 5.6	56	13	1	90	20	2	0.80	0.07-8.96
Wang, Z [23]	Anhui	2001	30.6 ± 16.2	108	19	1	113	22	1	1.06	0.07-17.18
Ye, X W [32]	Guizhou	2003	42.68 ± 10.55	25	39	10	15	20	4	1.37	0.40-4.68
Zhang, X Y [26]	Chongqing	2008	1.08-17	54	119	44	8	24	18	0.45	0.23-0.88

Table 4 Main data of all studies included in the meta-analysis for the -1902G/A (Q576R) polymorphism in *IL-4R* gene

Study	Population location	Year	Age	Case			Control			OR	95%CI
				AA	AG	GG	AA	AG	GG		
Cui, T P[33]	Hubei	2003	3-68	129	89	23	130	41	4	2.51	1.64-3.83
Deng, R Q[34]	Guangdong	2006	8-75	26	42	32	15	38	47	0.50	0.25-1.02
Gui, Q[35]	Chongqing	2006	49(28-72)	33	15	2	34	14	2	1.09	0.48-2.52
Hu, S Y[36]	Guangdong	2005	2-16	90	66	19	130	41	4	2.73	1.74-4.28
Liu, L N[37]	Henan	2005	3-15	46	27	3	47	12	1	2.36	1.09-5.08
Mak, J C[38]	Hong Kong	2007	42.4 ± 16.1	200	81	4	191	91	9	0.81	0.57-1.15
Sun, J[39]	Heilongjiang	2010	3-14	67	24	0	33	9	0	1.31	0.55-3.14
Wu, X H[40]	Hubei	2010	8.8	183	61	8	168	55	4	1.07	0.72-1.61
Zhang, A M[41]	Hunan	2005	3-14	55	39	0	57	11	0	3.67	1.71-7.89
Zhang, H[42]	Shanghai	2007	-	257	87	8	87	27	0	1.19	0.73-1.95
Zhang, W[43]	Singapore	2007	-	115	30	0	115	38	4	0.71	0.42-1.22
Wang, J Y[27]	Taiwan	2009	7.82 ± 3.81	326	112	9	360	140	12	0.88	0.66-1.17

Table 5 Main data of all studies included in the meta-analysis for the -223G/A (Ile/Val) polymorphism in *IL-4R* gene

Study	Population location	Year	Age	Case			Control			OR	95%CI
				AA	AG	GG	AA	AG	GG		
Chan, I H [16]	Hong Kong	2008	10.4 ± 3.7	79	159	57	49	80	38	0.81	0.51-1.29
Deng, R Q[44]	Guangdong	2006	8-75	24	47	29	9	33	58	0.30	0.16-0.53
Yang, Q[45]	Jiangxi	2004	18-71	6	21	7	8	16	5	1.24	0.35-4.44
Zhang, H[42]	Shanghai	2007	-	106	168	78	44	53	17	1.62	0.92-2.88
Zhang, W[43]	Singapore	2007	-	32	84	29	42	76	39	0.76	0.44-1.30
Wang, J Y[27]	Taiwan	2009	7.82 ± 3.81	105	201	139	124	250	136	1.25	0.94-1.65
Wu, X H[40]	Hubei	2010	8.8	46	131	75	59	110	58	1.23	0.83-1.85

Table 6 Main data of all studies included in the meta-analysis for the -589 C/T polymorphism in *IL-4* gene

Study	Population location	Year	Age	Case			Control			OR	95%CI
				TT	CT	CC	TT	CT	CC		
Cui, T P[33]	Hubei	2003	3-68	141	89	11	114	52	9	1.33	0.89-1.98
Hu, S Y[36]	Guangdong	2005	2-16	108	59	8	114	52	9	1.16	0.75-1.79
Liu, L N[37]	Henan	2005	3-15	45	29	2	34	23	3	0.90	0.45-1.79
Mak, J C[38]	Hong Kong	2007	42.4 ± 16.1	179	95	15	186	87	19	1.08	0.77-1.51
Wang, W[46]	Xinjiang	2004	39 ± 8	22	42	29	15	26	21	1.03	0.49-2.19
Wu, X H[40]	Hubei	2010	8.8	163	83	6	132	84	11	0.76	0.52-1.10
Zhang, W D[47]	Singapore	2005	-	101	47	4	109	45	3	1.15	0.71-1.85
Wang, J Y[27]	Taiwan	2009	7.82 ± 3.81	279	145	22	309	183	16	0.93	0.72-1.21

95%CI: 2.49-5.94, $Z = 6.07$, $P < 0.00001$), *FcεRIβ* -6843G/A (OR = 1.49, 95%CI: 1.01-2.22, $Z = 1.99$, $P = 0.05$), *IL-13* -1923C/T (OR = 2.99, 95%CI: 2.12-4.24, $Z = 6.19$, $P < 0.00001$), *IL-13* -2044A/G (OR = 1.49, 95%CI: 1.07-2.08, $Z = 2.34$, $P = 0.02$), *RANTES* -28C/G (OR = 1.64, 95%CI: 1.09-2.46, $Z = 2.36$, $P = 0.02$), *TNF-α* -308G/A (OR = 1.42, 95%CI: 1.09-1.85, $Z = 2.63$, $P = 0.009$). These results indicated that these polymorphisms were significant associated with asthma risk in Chinese population. All results for all 18 meta-analyses are summarized in table 20.

To evaluate the age-specific effects, subgroup analyses were performed by age for polymorphisms which were investigated in a sufficient number of studies (data were available from at least three case-control studies for at least one subgroup). Three subgroups were used: adults, children, others (ages in these case-control studies were not mentioned or mixed with adults and children). Briefly, we obtained significant results from five polymorphisms (*ACE* D/I, *β2-AR* -79G/C, *TNF-α* -308G/A, *IL-4R* -1902G/A and *IL-13* -1923C/T) in children and

Table 7 Main data of all studies included in the meta-analysis for the -308A/G polymorphism in TNF- α gene

Study	Population location	Year	Age	Case			Control			OR	95%CI
				GG	GA	AA	GG	GA	AA		
Gao, J M[48]	Beijing	2003	38.7 \pm 13.8	47	52	26	44	41	11	1.40	0.82-2.41
Guo, Y L[49]	Jiangxi	2004	-	4	28	16	7	11	3	5.50	1.40-21.60
Li, Z F[50]	Guangdong	2003	2-12	9	16	5	14	10	2	2.72	0.91-8.16
Liu, R M[51]	Hubei	2004	2-15	98	15	0	104	22	0	0.72	0.36-1.47
Mak, J C[38]	Hong Kong	2007	42.4 \pm 16.1	244	47	1	250	40	2	1.17	0.75-1.84
Tan, E C[52]	Singapore	1999	-	49	18	0	115	36	0	1.17	0.61-2.26
Wang, T N[53]	Taiwan	2004	5-18	140	49	2	111	18	0	2.25	1.24-4.06
Zhai, F Z[54]	Shandong	2004	35.80 \pm 10.18	44	14	6	67	12	1	2.34	1.06-5.19
Zhao, H J[55]	Jilin	2005	-	45	5	0	71	9	0	0.88	0.28-2.78
Wang, J Y[27]	Taiwan	2009	7.82 \pm 3.81	345	100	3	409	94	7	1.21	0.89-1.65

Table 8 Main data of all studies included in the meta-analysis for the -6843G/A polymorphism in Fc ϵ RI β gene

Study	Population location	Year	Age	Case			Control			OR	95%CI
				AA	AG	GG	AA	AG	GG		
Chan, I H[16]	Hong Kong	2008	10.4 \pm 3.7	267	23	1	154	13	0	1.06	0.53-2.15
Cui, T P[56]	Hubei	2004	40.37 \pm 15.09	60	40	6	78	26	2	2.14	1.20-3.81
Liu, T[57]	Shandong	2006	36.5	45	14	1	39	10	1	1.18	0.49-2.87
Tang, Y[58]	Guangdong	2003	39.5(12-67)	49	11	0	61	4	0	3.42	1.03-11.42
Wang, L[59]	Hubei	2003	2-16	65	40	5	70	20	2	2.20	1.20-4.06
Zeng, L X[60]	Jiangxi	2001	37(14-63)	61	5	3	27	1	0	3.54	0.42-29.73
Zhang, X Z[61]	Singapore	2004	52 \pm 16	81	57	3	108	42	7	1.63	1.02-2.62
Zhao, K S[62]	Jilin	2004	1.5-14	126	23	2	92	13	0	1.40	0.68-2.89
Wang, J Y[27]	Taiwan	2009	7.82 \pm 3.81	309	121	16	314	165	27	0.73	0.55-0.95

Table 9 Main data of all studies included in the meta-analysis for the -109C/T polymorphism in Fc ϵ RI β gene

Study	Population location	Year	Age	Case			Control			OR	95%CI
				TT	TC	CC	TT	CT	CC		
Li, H[19]	Shanghai	2009	3-12	110	58	24	78	90	24	1.00	0.55-1.83
Wang, L[59]	Hubei	2003	2-16	43	54	13	35	46	11	0.99	0.42-2.32
Zhao, K S [63]	Jilin	2004	5.6 \pm 3.1	46	69	11	40	38	9	0.83	0.33-2.09

Table 10 Main data of all studies included in the meta-analysis for the D/I polymorphism in ACE gene

Study	Population location	Year	Age(year)	Case			Control			OR	95%CI
				II	DI	DD	II	DI	DD		
Gao, J M[64]	Beijing	1999	39(16-69)	12	15	23	16	26	8	4.47	1.75-11.43
Guo, Y B[65]	Guangdong	2006	0.33-3	27	18	7	36	32	4	2.64	0.73-9.56
Lu, H M[66]	Tianjin	2004	37(18-52)	3	4	11	5	7	3	6.29	1.29-30.54
Lue, K H[67]	Taiwan	2006	9.91 \pm 1.62	48	40	17	56	42	4	4.73	1.53-14.60
Qin, J H[68]	Liaoning	2000	6.9 \pm 2.7	24	10	18	21	14	5	3.71	1.24-11.10
Song, L J[69]	Jilin	2001	1-14	22	45	41	18	29	9	3.20	1.42-7.20

Table 11 Main data of all studies included in the meta-analysis for the -2044A/G polymorphism in IL-13 gene

Study	Population location	Year	Age	Case			Control			OR	95%CI
				GG	AG	AA	GG	AG	AA		
Chan, I H[16]	Hong Kong	2008	10.4 ± 3.7	94	136	43	54	70	17	1.18	0.78-1.80
Feng, D[70]	Heilongjiang	2009	3-16	17	18	10	30	10	3	3.80	1.57-9.23
Liu, J L[71]	Guangdong	2004	14-67	27	54	19	44	46	10	2.12	1.17-3.84
Wu, X H[40]	Hubei	2010	8.8	105	111	36	125	84	18	1.72	1.19-2.46
Yang, L F[72]	Gansu	2010	8 ± 4	71	60	47	73	66	19	1.29	0.84-2.00
Zhao, K S[73]	Jilin	2005	1.5-14	18	60	52	8	42	50	0.54	0.23-1.30
Wang, J Y[27]	Taiwan	2009	7.82 ± 3.81	203	194	49	212	234	59	0.87	0.67-1.12
Xi, D[74]	Hubei	2004	≥20	15	24	6	23	20	3	2.08	1.28-3.38
Xi, D[74]	Hubei	2004	≥4	10	25	8	16	13	2	3.52	1.30-9.55

Table 12 Main data of all studies included in the meta-analysis for the -1923C/T polymorphism in IL-13 gene

Study	Population location	Year	Age	Case			Control			OR	95%CI
				CC	CT	TT	CC	CT	TT		
Song, Q Z[75]	Guangdong	2005	14-67	24	55	21	43	47	10	2.39	1.06-5.39
Shi, X H[22]	Jiangsu	2008	34(14-66)	12	26	10	30	16	2	6.05	1.25-29.32
Chen, J Q[76]	Jiangsu	2004	2.59 ± 1.45	41	43	12	39	14	0	15.83	0.92-272.92
Wang, X H[77]	Shandong	2009	39 ± 11	31	57	61	66	68	26	3.57	2.10-6.08
Wu, X H[40]	Hubei	2010	8.8	106	114	32	126	85	16	1.92	1.02-3.60

Table 13 Main data of all studies included in the meta-analysis for the -511C/T polymorphism in IL-1β gene

Study	Population location	Year	Age	Case			Control			OR	95%CI
				GG	GA	AA	GG	GA	AA		
Hsieh, C C[78]	Taiwan	2004	8.74 ± 4.09	69	93	40	48	70	26	0.96	0.61-1.52
Wu, Z F[79]	Jiangxi	2007	11-68	16	36	24	26	38	12	1.95	0.94-4.03
Zhao, X F[80]	Yunnan	2006	5.9(3-14)	51	4	0	30	5	0	0.47	0.12-1.89

Table 14 Main data of all studies included in the meta-analysis for the +252A/G polymorphism in LT-α gene

Study	Population location	Year	Age	Case			Control			OR	95%CI
				AA	AG	GG	AA	AG	GG		
Gao, J M[81]	Beijing	2003	38.7 ± 13.8	13	63	49	14	46	36	1.47	0.66-3.30
Ma, W C[82]	Guangdong	2005	1.8-9	8	14	10	26	46	28	1.05	0.42-2.64
Mak, J C[38]	Hong Kong	2007	42.4 ± 16.1	70	146	69	79	134	76	1.16	0.80-1.68
Tan, E C[52]	Singapore	1999	-	13	38	15	30	84	39	0.99	0.48-2.06
Xu, X[83]	Guangdong	2003	18-69	12	21	19	26	47	30	1.13	0.51-2.46
Huang, S C[84]	Taiwan	2008	9.9 ± 4.1	20	69	25	45	69	41	1.62	0.98-2.66

Table 15 Main data of all studies included in the meta-analysis for the -509C/T polymorphism in TGF-β1 gene

Study	Population location	Year	Age	Case			Control			OR	95%CI
				CC	CT	TT	CC	CT	TT		
Lu, J R[85]	Jilin	2004	1-13	45	38	15	30	19	3	1.61	0.81-3.17
Mak, J C[86]	Hong Kong	2006	41.0 ± 16.1	46	109	93	51	155	102	0.87	0.56-1.35
Xia, W[87]	Jiangxi	2006	15-60	22	26	12	17	11	2	2.26	0.92-5.52

Table 16 Main data of all studies included in the meta-analysis for the -159C/T polymorphism in CD14 gene

Study	Population location	Year	Age	Case			Control			OR	95%CI
				CC	CT	TT	CC	CT	TT		
Chan, I H[16]	Hong Kong	2008	10.4 ± 3.7	55	134	80	26	77	38	0.88	0.52-1.48
Chen, M[88]	Guangdong	2009	14-71	63	62	25	40	68	42	0.50	0.31-0.82
Cui, T P[89]	Hubei	2003	2-16	27	67	49	10	42	20	0.69	0.32-1.52
Tan, C Y[90]	Taiwan	2006	-	17	56	47	24	55	41	1.51	0.77-2.99
Wu, X H[40]	Hubei	2010	8.8	54	117	81	31	121	75	0.58	0.36-0.94
Wang, J Y[27]	Taiwan	2009	7.82 ± 3.81	160	230	57	177	236	96	0.96	0.73-1.25

Table 17 Main data of all studies included in the meta-analysis for the T1-C/T polymorphism in ADAM33 gene

Study	Population location	Year	Age	Case		Control			OR	95%CI	
				TT	TC	CC	TT	TC			CC
Su, D J[91]	Heilongjiang	2008	36.69 ± 11.53	63	78	40	117	29	5	8.28	3.18-21.59
Wang, P[92]	Shandong	2006	43.32	250	45	1	236	33	1	0.91	0.06-14.65
Xiong, J Y[93]	Guangdong	2009	6-13	71	19	2	80	10	1	2.00	0.18-22.45

Table 18 Main data of all studies included in the meta-analysis for the -28G/C polymorphism in RANTES gene

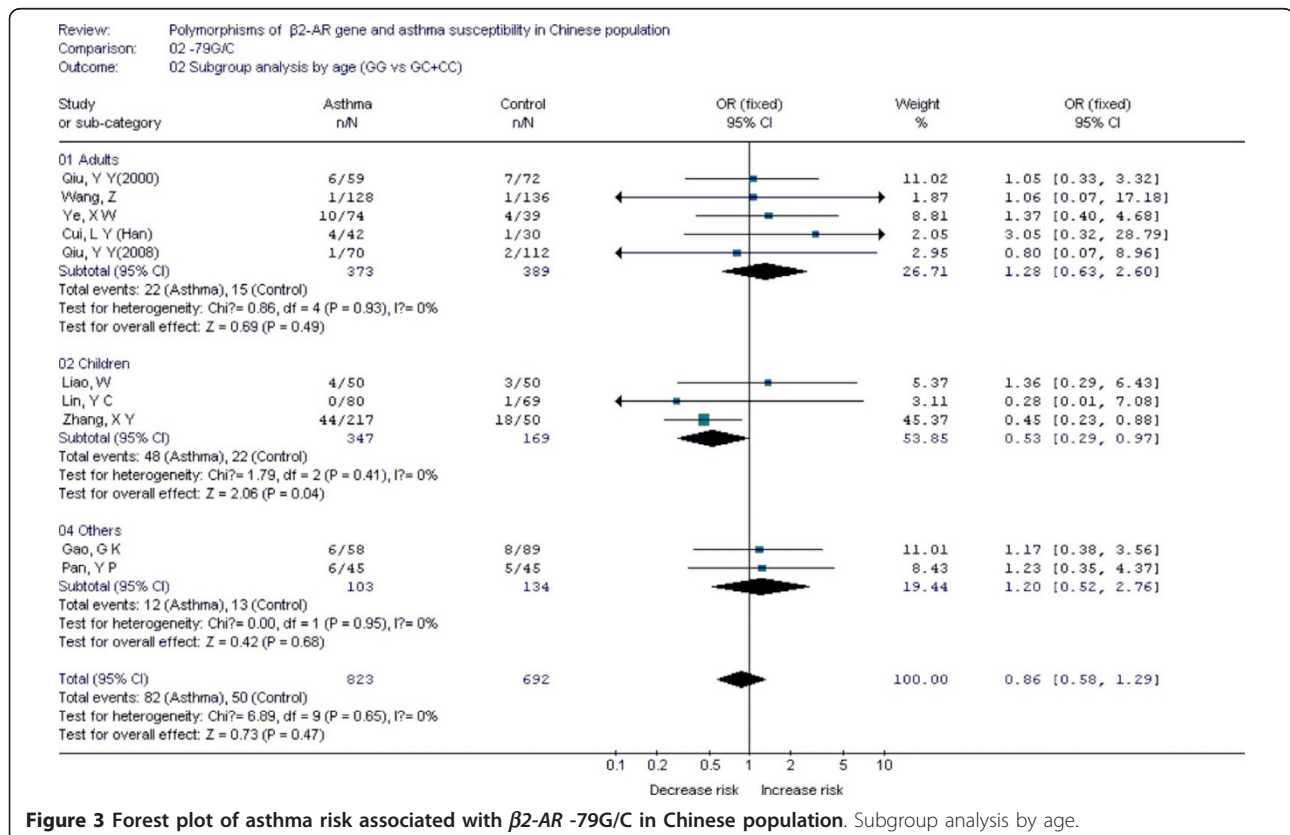
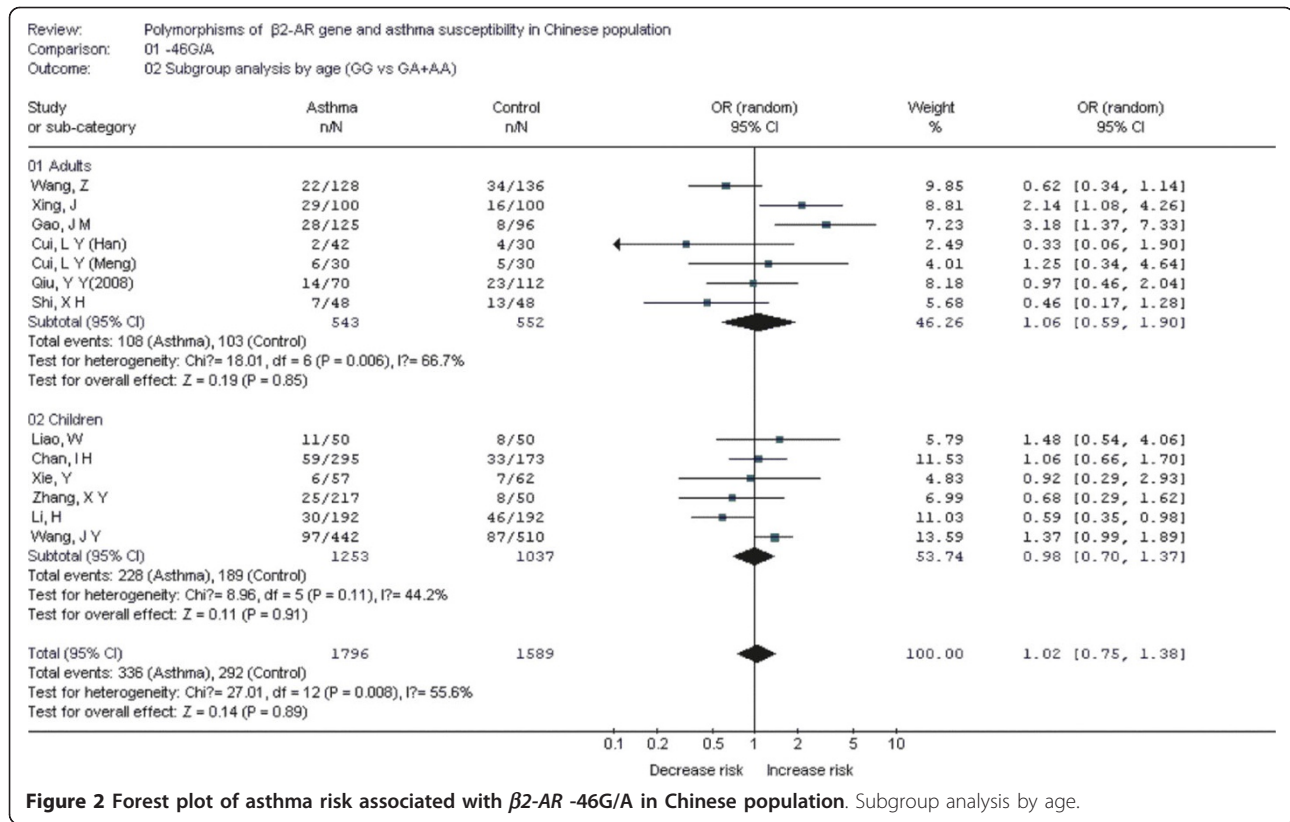
Study	Population location	Year	Age	Case			Control			OR	95%CI
				CC	CG	GG	CC	CG	GG		
Liu, M[94]	Yunnan	2005	7.2 ± 4.8	25	6	1	29	3	0	2.71	0.63-11.59
Wang, L J[95]	Hubei	2004	9 ± 3	65	31	4	72	17	1	2.15	1.11-4.17
Yao, T C[96]	Taiwan	2003	-	134	39	9	83	23	1	1.24	0.71-2.17

Table 19 Main data of all studies included in the meta-analysis for the -403A/G polymorphism in RANTES gene

Study	Population location	Year	Age	Case			Control			OR	95%CI
				GG	GA	AA	GG	GA	AA		
Leung, T F[97]	Hongkong	2005	9.9 ± 3.4	60	53	16	37	21	8	1.47	0.81-2.66
Liu, M[94]	Yunnan	2005	7.2 ± 4.8	17	13	2	16	14	2	0.88	0.33-2.35
Yao, T C[96]	Taiwan	2003	-	98	65	19	60	41	6	1.09	0.68-1.77

Table 20 Summary results of the meta-analysis and publications bias

Gene	Polymorphism	Genotype investigated	Studies Number	Effect Model	OR(95%CI)	Publication bias (Begg's test)	
						t	P
β2-AR	-46G/A	GG	13	Random	1.02(0.75, 1.38)	-0.66	0.525
	-79G/C	GG	10	Fixed	0.86(0.58, 1.29)	1.60	0.148
IL-4R	-1902G/A	GG+GA	12	Random	1.30(0.94, 1.80)	0.92	0.377
	-223G/A	GG	7	Random	0.92(0.63, 1.35)	-0.81	0.453
IL-4	-589C/T	CC+CT	8	Fixed	1.01(0.88, 1.16)	0.53	0.615
TNF-α	-308A/G	AA+AG	10	Random	1.42(1.09, 1.85)	1.38	0.205
FccRIβ	-6843G/A	GG+GA	9	Random	1.49(1.01, 2.22)	2.82	0.026
	-109C/T	CC	3	Fixed	0.96(0.62, 1.48)	-1.10	0.471
ACE	D/I	DD	6	Fixed	3.85(2.49, 5.94)	0.88	0.429
IL-13	-2044A/G	AA+AG	9	Random	1.49(1.07, 2.08)	1.93	0.095
	-1923C/T	TT	5	Fixed	2.99(2.12, 4.24)	1.19	0.320
IL-1β	-511C/T	TT+TC	3	Fixed	1.10(0.76, 1.59)	-0.16	0.896
LT-α	+252A/G	GG+GA	6	Fixed	1.26(0.98, 1.62)	-0.02	0.985
TGF-β1	-509C/T	TT+TC	3	Fixed	1.17(0.83, 1.64)	8.57	0.074
CD14	-159C/T	TT+TC	6	Random	0.79(0.59, 1.06)	-0.41	0.700
ADAM33	T1-C/T	CC	3	Fixed	6.07(2.69, 13.73)	-8.22	0.077
RANTES	-28G/C	GG+GC	3	Fixed	1.64(1.09, 2.46)	0.87	0.544
	-403A/G	AA+AG	3	Fixed	1.18(0.83, 1.67)	-0.37	0.777



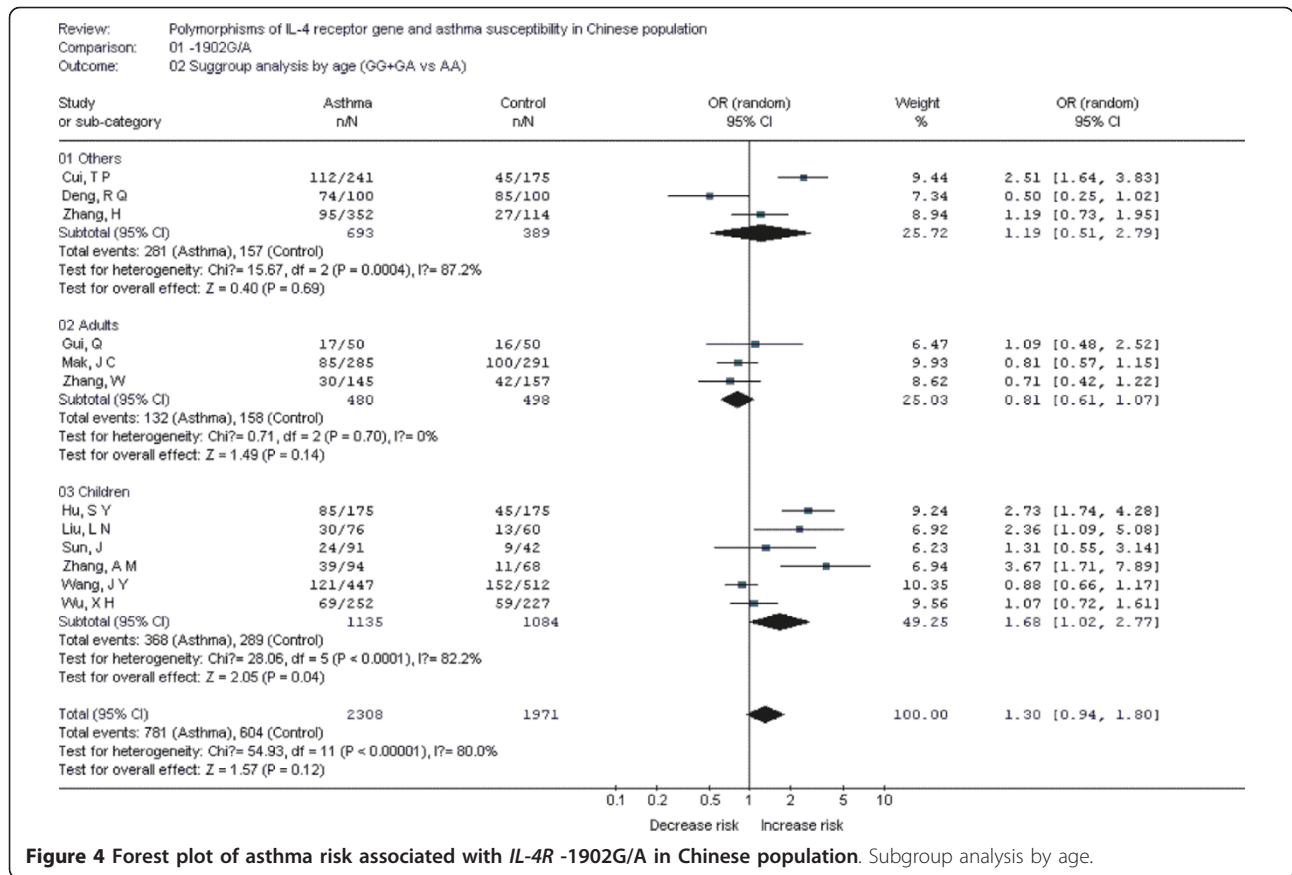


Figure 4 Forest plot of asthma risk associated with *IL-4R* -1902G/A in Chinese population. Subgroup analysis by age.

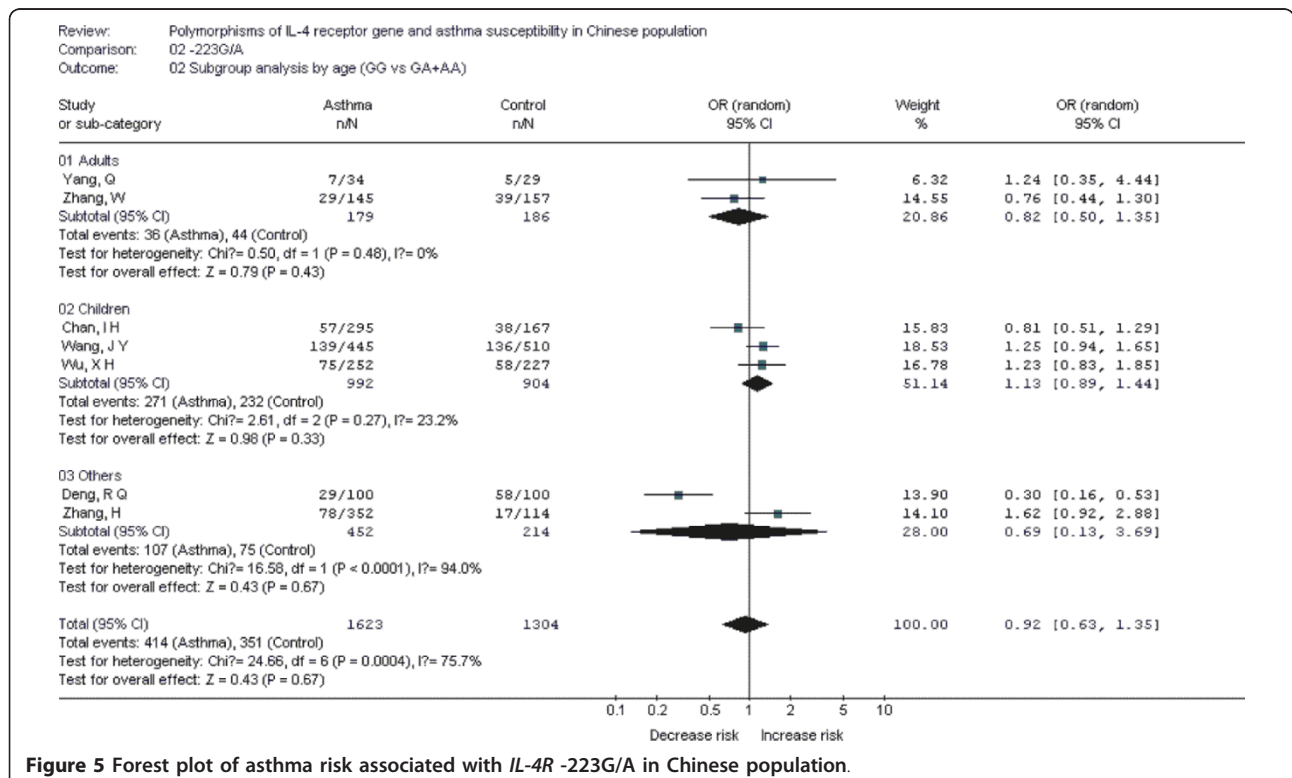
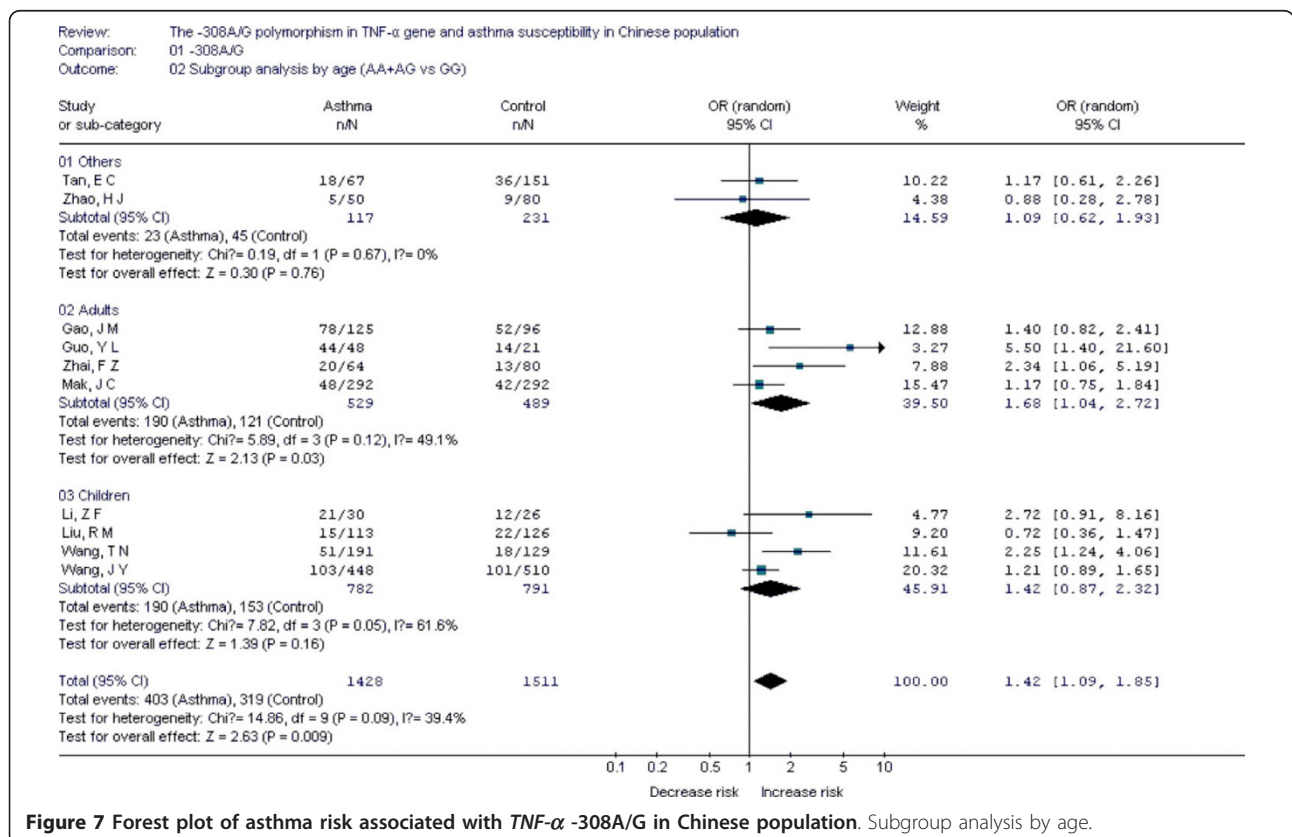
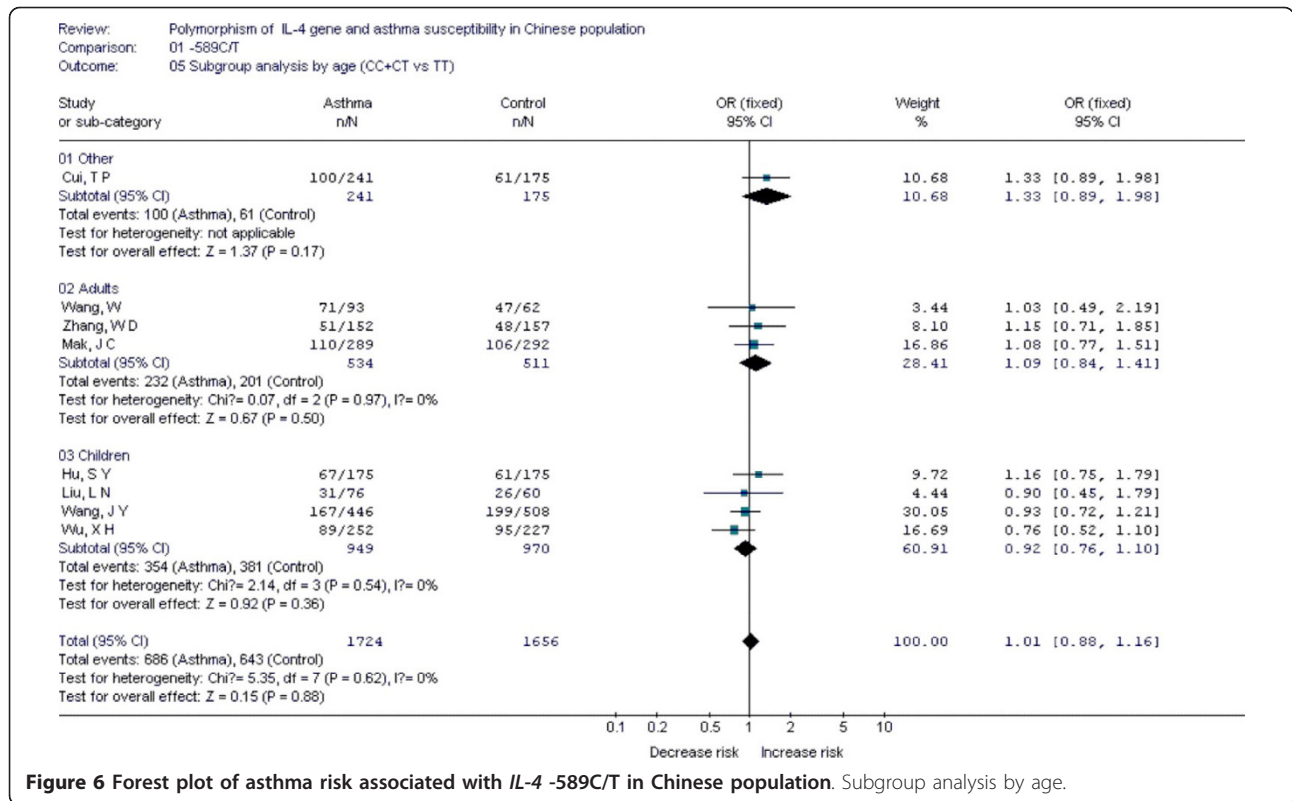
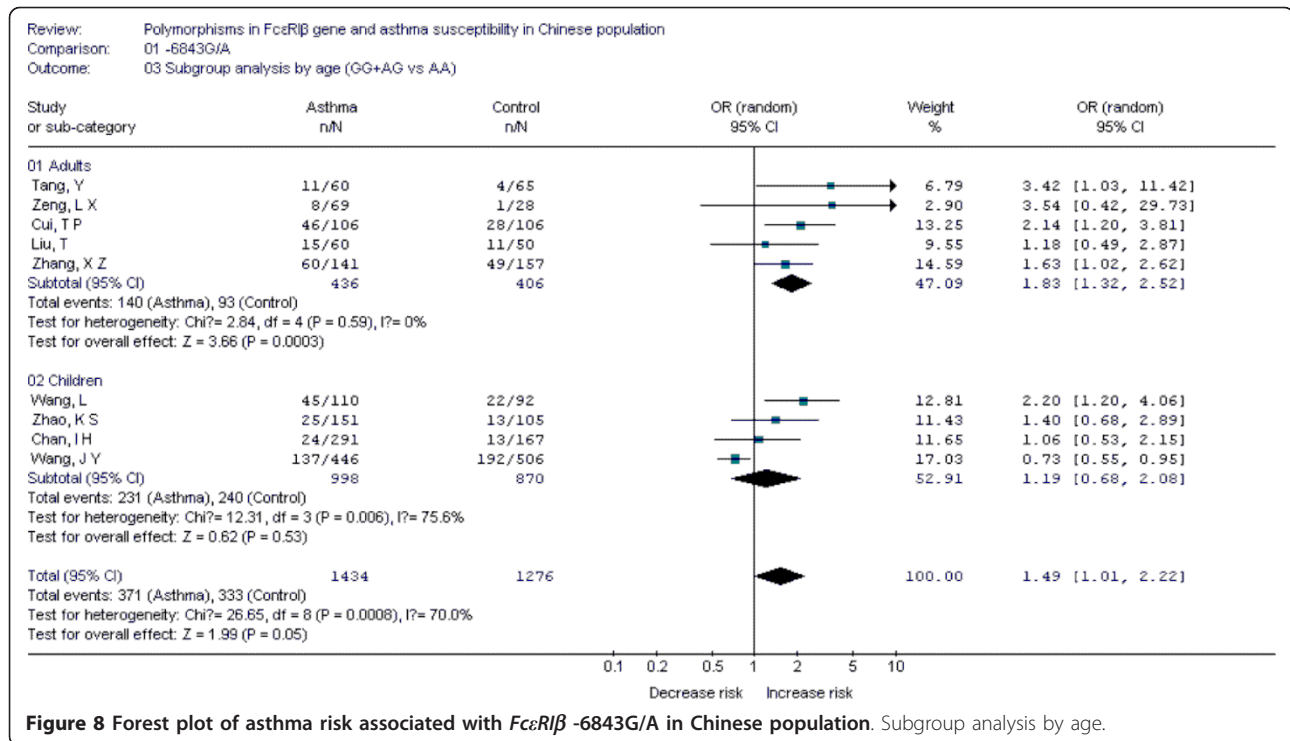


Figure 5 Forest plot of asthma risk associated with *IL-4R* -223G/A in Chinese population.





five polymorphisms (*ACE* D/I, *FcεRIβ* -6843G/A, *TNF-α* -308G/A, *IL-13* -1923C/T, *IL-13* -2044A/G) in adults.

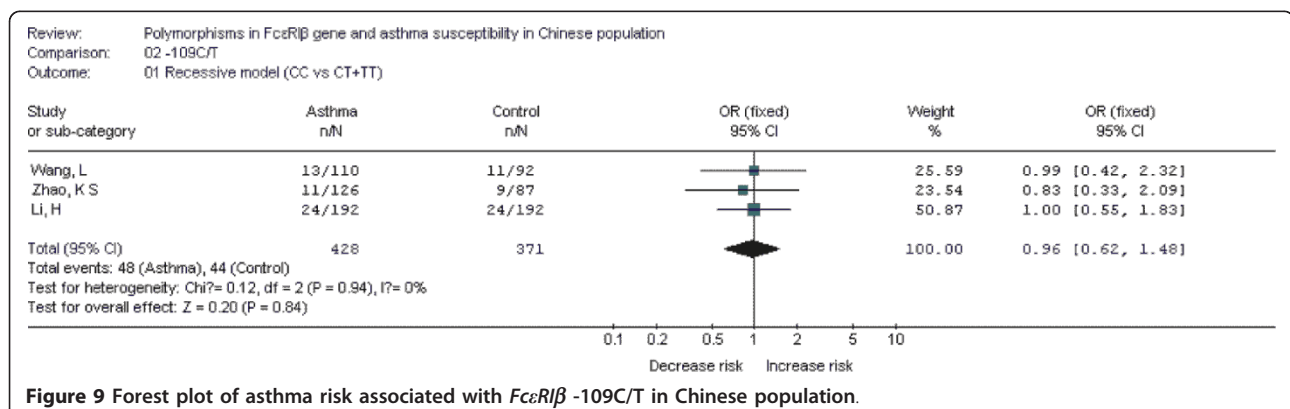
Publication bias

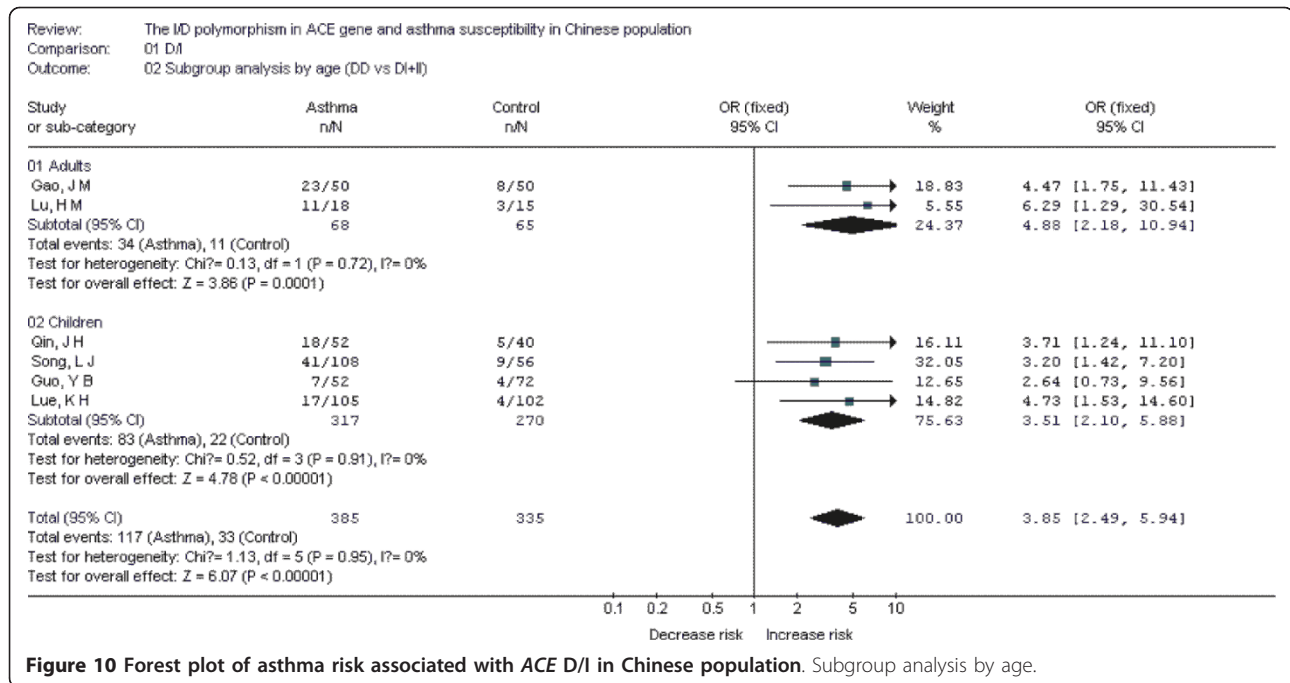
The Begg's funnel plots and Egger's tests were performed to assess the potential publication bias (Begg's funnel plots can be seen in Additional File 1). The results did not suggest evidence of publication bias except for the *FcεRIβ* -6843G/A polymorphism. Statistical results of Begg's test are summarized in Table 20.

Discussion

The aim of meta-analysis is to combine results from studies on the same topic and to produce more precise results. The current study is to reveal the roles of

genetic variants and their associations with risk of asthma in Chinese population. In summary, we finally identified 18 polymorphisms in 13 genes. Among them, seven polymorphisms (*ADAM33* T1-C/T, *ACE* D/I, *FcεRIβ* -6843G/A, *IL-13* -1923C/T, *IL-13* -2044A/G, *RANTES* -28C/G and *TNF-α* -308G/A) were statistically associated with increased risk of asthma. In order to analysis the age-specific associations, subgroup analysis were performed by age. The *ACE* D/I, *β2-AR* -79G/C, *TNF-α* -308G/A, *IL-4R* -1902G/A and *IL-13* -1923C/T polymorphisms were found being associated with asthma risk in Chinese children, while the *ACE* D/I, *FcεRIβ* -6843G/A, *TNF-α* -308G/A, *IL-13* -1923C/T, *IL-13* -2044A/G polymorphisms were associated with asthma risk in Chinese adults. Given that the data

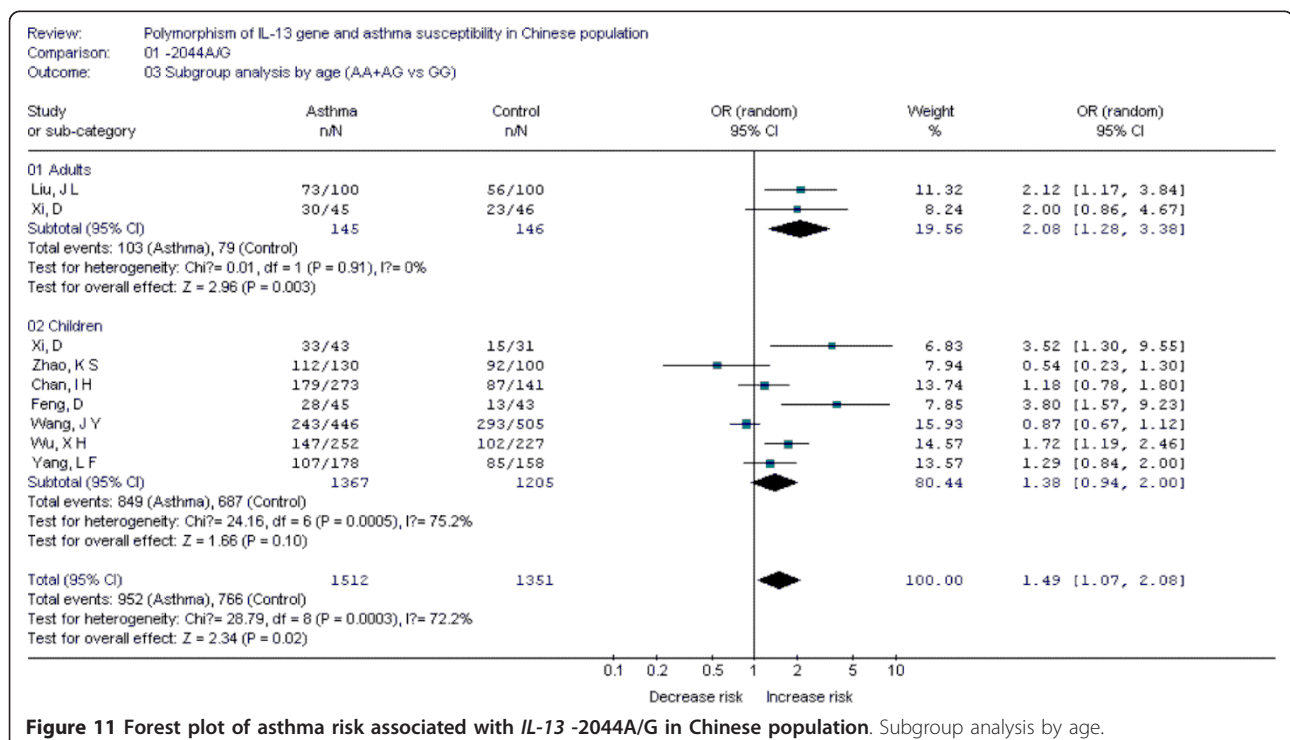


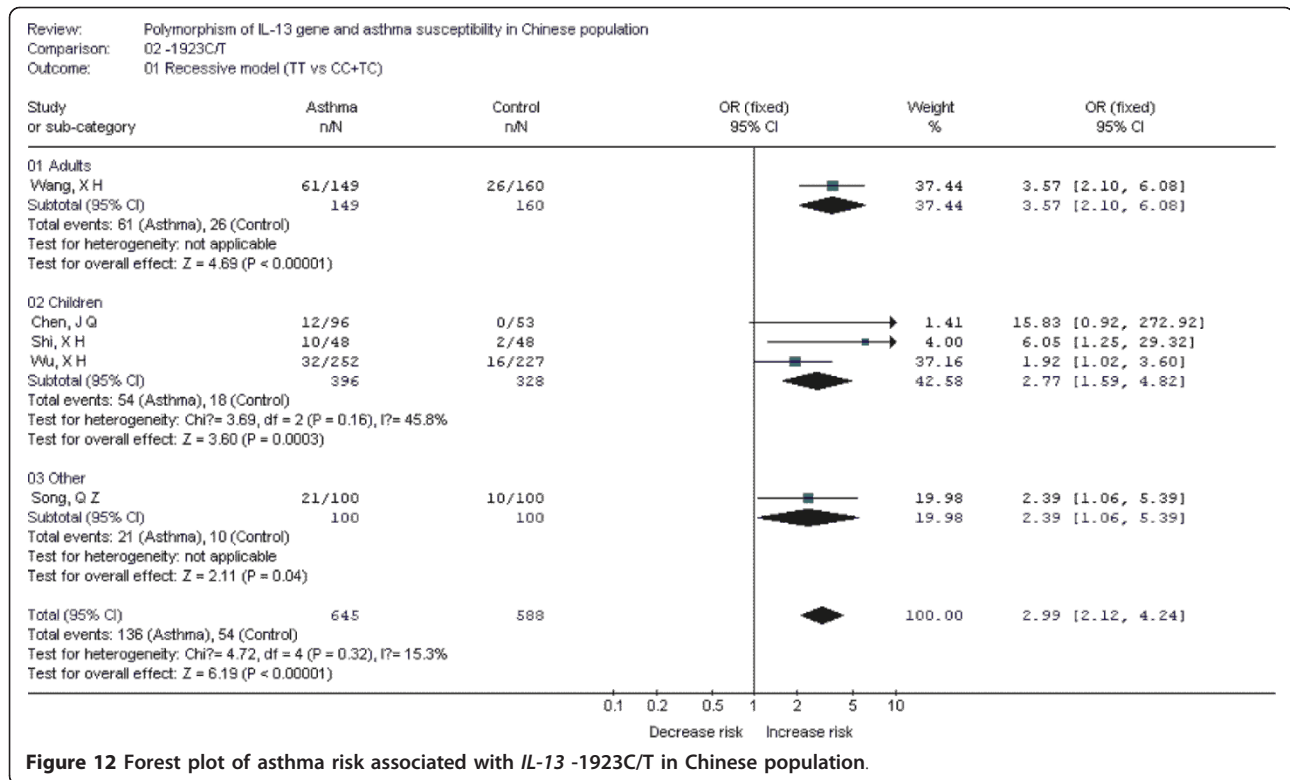


for each polymorphism were from at least three case-control studies, the obtained results could be more precise than results obtained from any individual study.

The $\beta 2$ -AR gene is a critical gene in the pathogenesis of asthma. $\beta 2$ -ARs are present on many airway cells, especially in smooth muscle cells which are

hyperreactive in asthmatic patients. At present, $\beta 2$ -AR agonists were major methods for treating asthmatic patients. In this meta-analysis, ten case-control studies for $\beta 2$ -AR -79G/C and eleven for -46G/A polymorphism were identified. The results indicated the two polymorphisms were not associated with asthma risk in

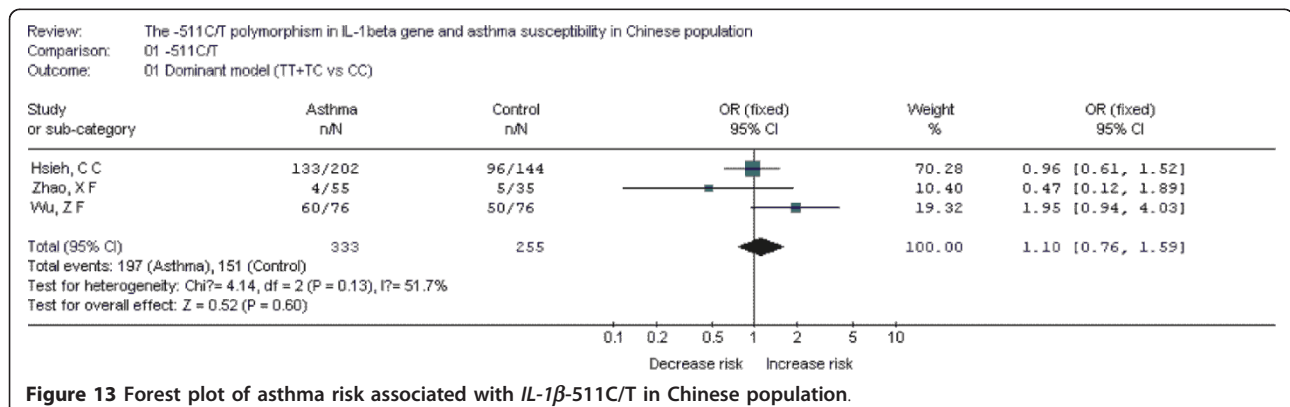


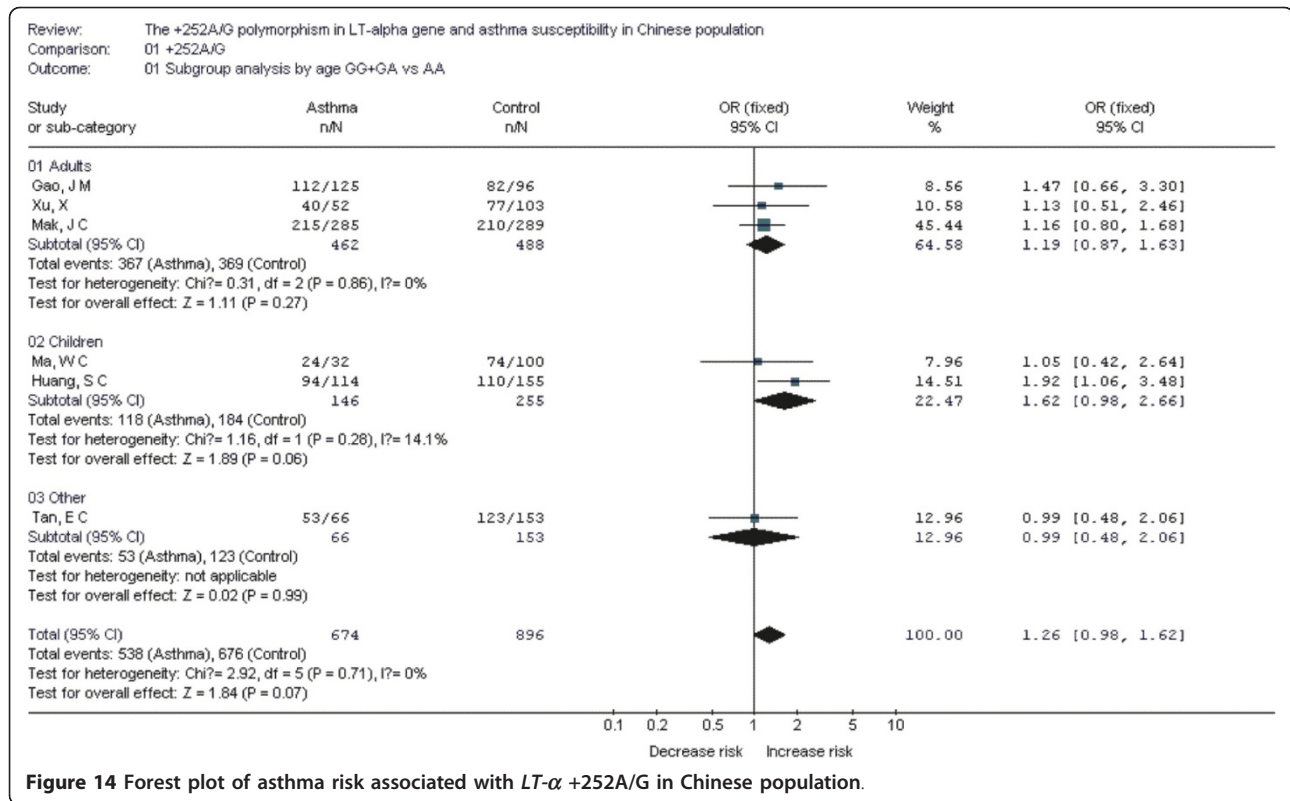


Chinese population. After subgroup analysis by age, the -79G/C polymorphism was associated with decreased risk of asthma in Chinese children. Up to now, three meta-analyses had been performed to investigate the association between polymorphism of $\beta 2$ -AR gene and risk of asthma [10-12]. Thakkinstian A[12] found that the heterozygote in -79G/C was associated with decreased risk of asthma in both adults and children. However, we didn't find these associations in Chinese adults, which suggested different roles of this polymorphism may exist in the pathogenesis of asthma in difference age groups. Previous study indicated that the -46G allele enhanced agonist-induced down

regulation of the receptor, and the -79G allele might enhance resistance to down regulation. In combination with our results, personalized therapy of asthma patients in different age population with different genetic backgrounds in Chinese population should also be carried out in clinical practices.

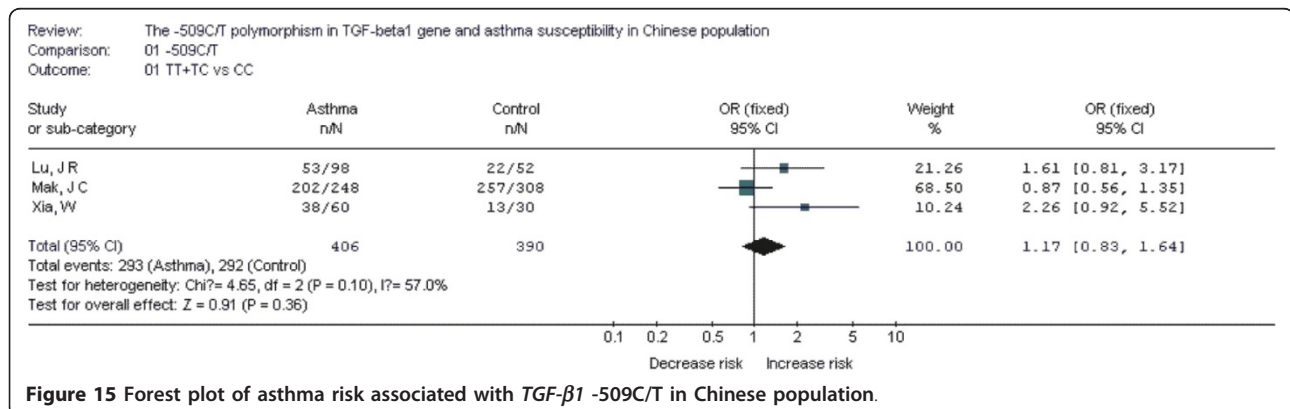
The TNF- α gene, encodes a key proinflammatory cytokine in airway, is located on an asthma susceptible region-chromosome 6p. The TNF- α protein plays a central role in inflammation and involves in pathogenesis of asthma. Several polymorphisms have been identified in this gene, such as -308A/G, -238A/G. The -308A/G polymorphism in the promoter may affect the

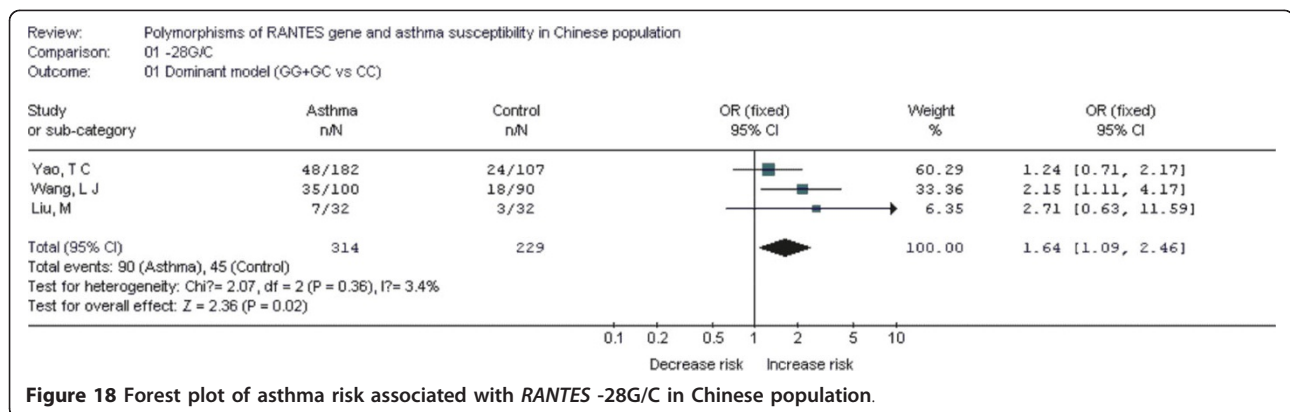
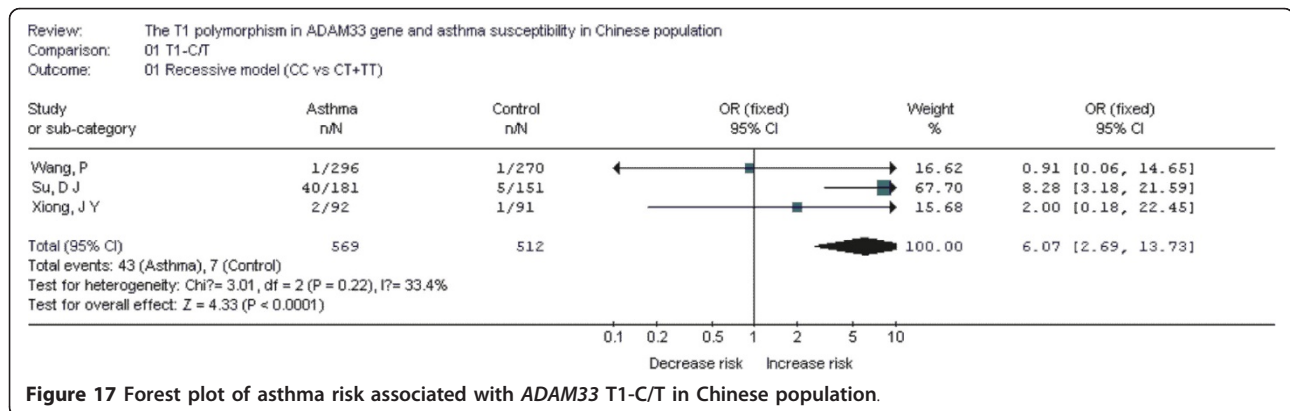
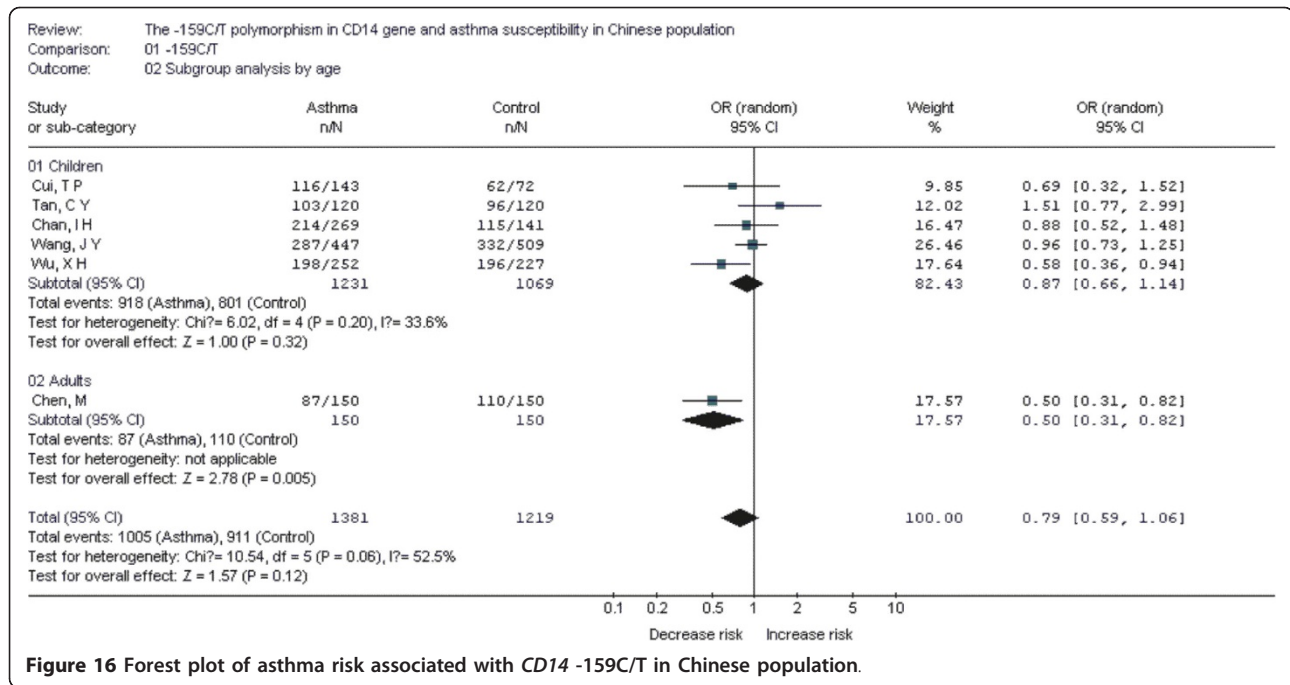


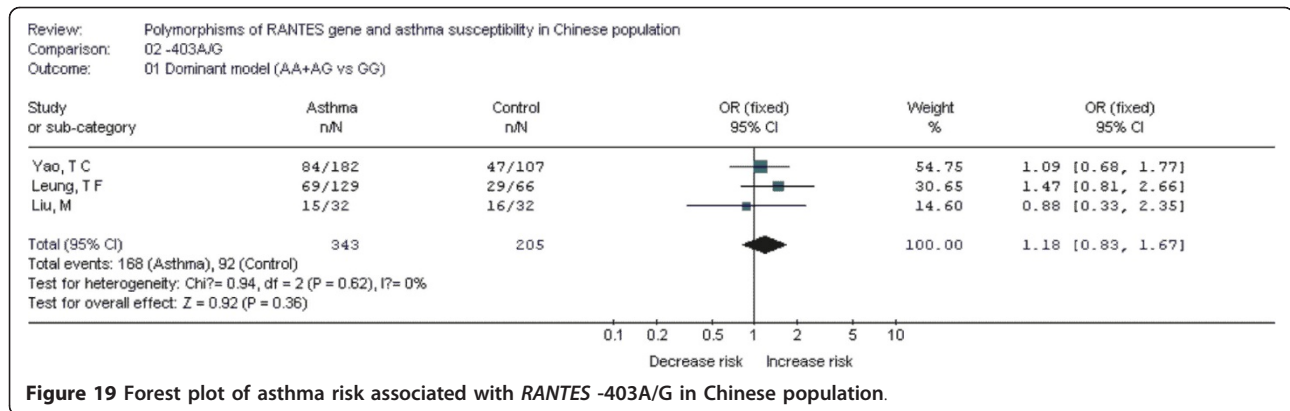


expression of this cytokine, which may affect the occurrence of asthma. In the meta-analysis performed by Gao and colleagues[13], they found the A allele was significant with increased risk of asthma (OR = 1.37, 95%CI = 1.02-1.84 for A vs. G). Consistently, we found the *TNF-α*-308A/G polymorphism was significantly associated with increased risk of asthma (OR = 1.36, 95%CI = 1.13-1.63 for AA+AG vs. GG) in Chinese population. For A vs G, the pooled OR is 1.26 with 95%CI: 1.08-1.47 in this study, which suggested a weaker association between this polymorphism and asthma risk in Chinese population.

IL-4 gene is located on chromosome 5q31, it was suggested to be associated with asthma risk, including elevated serum IgE levels and airway hypersensitiveness. A few studies indicated the -589C/T polymorphism in the promoter as a risk factor for asthma, but with inconclusive results. Li and colleagues performed a meta-analysis and found the T allele was associated with decrease risk of asthma(T vs C: OR = 0.86, 95%CI = 0.78-0.94)[14]. However, our results didn't reveal a positive association between this polymorphism and risk of asthma in Chinese. Compared with Li's study, the total number of studies concerning the Chinese population







was smaller, which suggested more studies should be carried out to reveal these associations.

IL-4 and IL-13 signal through binding to a receptor complex comprised of the IL-13R α 1 and IL-4R α with subsequent phosphorylation of JAKs and STAT6[15]. IL-4 receptor plays its role in inflammation through IL-4 and IL-13. The *IL-4 receptor* gene is located on chromosome 16 p12.1-p11.2. Some polymorphisms had been identified as risk factors for asthma, such as -1902G/A and -223G/A. Our results indicated the -1902G/A polymorphism was associated with increased risk of asthma in Chinese children, but not in Chinese adults. The results also indicated the -223G/A polymorphism was not associated with risk of asthma in Chinese population.

The *Fc ϵ RI β* gene is a major candidate gene, involving in the pathogenesis of asthma. It is located on the chromosome 11q13. The -6843G/A polymorphism, leading change in an amino acid sequence at residue 237 from glutamic acid to glycine, is associated with increased IgE levels in atopic asthmatic children. In Chinese population, the -6843G/A polymorphism is the most extensively studied polymorphism in *Fc ϵ RI β* gene. Our study revealed this polymorphism as a risk factor of asthma in Chinese population. Chinese who carry the GG or GA genotype have an 49% increased risk of asthma than AA carriers. Our results also demonstrated the -109C/T polymorphism in this gene was not associated with increased risk of asthma in Chinese population.

Up to date, we first found that *ADAM33* T1-C/T, *ACE* D/I, *IL-13* -1923C/T, *RANTES* -28C/G and *IL-13* -2044A/G polymorphisms were associated with risk of asthma in Chinese population by using meta-analyses. Some results are similar to other studies performed in other ethnic- groups and some are not. In future, more published results should be included to update and validate these associations in Chinese population.

In this study, the rigorous inclusive criteria made the results more precise. Any study in which genotype distribution of control group divorced from HWE was

excluded. In this meta-analysis, 11 polymorphisms were synthesized by using the fixed-effect model, 7 used random-effects model. Because the fixed-effect model is more precise than random effect model, the strength of evidence of *ADAM33* T1-C/T, *ACE* D/I, *IL-13* -1923C/T, *RANTES* -28C/G, as risk factors for asthma was greater than that of *Fc ϵ RI β* -6843G/A, *IL-13* -2044A/G and *TNF- α* -308G/A.

The heterogeneity of clinical information among studies should also be mentioned. Heterogeneity is an important issue when interpreting the results of meta-analysis. Significant heterogeneity existed in overall comparisons in a few meta-analyses, such as *Fc ϵ RI β* -6843G/A. After subgroup analyses by age, the heterogeneity was effectively decreased or removed in adults. Possible explanation may be that differences in etiology may exist in difference age groups. Another important factor contributing to heterogeneity was that homogeneity in either the case and control groups was uncertain. Ideally, all cases and controls in this meta-analysis should be matched for age, sex, atopic status and environmental exposures. However, these issues could not all be explained precisely because of insufficient clinical information for individual person. In addition, because this study is based on population of Chinese descent with the same genetic background, so the similarity of these studies might be very good, despite most studies were conducted in different areas of China.

Some limitations of this meta-analysis should be acknowledged when explaining our results. First, only published articles in the selected electronic databases were included in this study, it may be possible that some studies were not included in those databases or some unpublished studies which had null results, which might bias the results. Second, due to lack of sufficient data, the homogeneity in either the case and control groups was uncertain and data were not stratified by other factors such as atopic status or sex. The tests for gene-environment interactions were not carried out either. Third, publication bias may affect the results.

Although *P* values of Begg's test were more than 0.05 in 18 meta-analyses, we could not rule out this possibility, because for some polymorphisms, the included number of studies were relatively small. Third, this study didn't included some polymorphisms with lack of number of studies, or polymorphisms which were not characterized as -A/B for lack of quality analysis for HWE, some polymorphism, such as GSTM1-P/N, or HLA DR1 alleles and MHC alleles were not included, future studies should performed to analysis the effect of these polymorphism in Chinese population.

To our knowledge, this is the first and most comprehensive genetic meta-analysis to date conducted in Chinese descent for any respiratory diseases. In conclusion, this meta-analysis indicated the T1-C/T polymorphism in *ADAM33* gene, the D/I polymorphism in *ACE* gene, the -6843G/A polymorphism in *FcεR1β* gene, the -1923C/T polymorphism in *IL-13* gene, the -2044A/G polymorphism in *IL-13* gene, the -28C/G polymorphism in *RANTES* gene and the -308G/A polymorphism in *TNF-α* gene are associated with asthma risk in Chinese population. And these results may also implicate in personalized therapy for asthma in Chinese population. In future, more studies should be conducted to investigate the gene-gene and gene-environment interactions between these polymorphisms in Chinese population.

Additional material

Additional file 1: Begg's funnel plots for publication bias in selection of studies on asthma susceptibility genes in Chinese.

Figure S1 Begg's funnel plots for publication bias in selection of studies on $\beta 2$ -AR -46G/A polymorphism. Figure S2 Begg's funnel plots for publication bias in selection of studies on $\beta 2$ -AR -79G/C polymorphism. Figure S3 Begg's funnel plots for publication bias in selection of studies on *IL-4R* -1902G/A polymorphism. Figure S4 Begg's funnel plots for publication bias in selection of studies on *IL-4R* -223G/A polymorphism. Figure S5 Begg's funnel plots for publication bias in selection of studies on *IL-4* -589C/T polymorphism. Figure S6 Begg's funnel plots for publication bias in selection of studies on *TNF-α* -308A/G polymorphism. Figure S7 Begg's funnel plots for publication bias in selection of studies on *FcεR1β* -6843G/A polymorphism. Figure S8 Begg's funnel plots for publication bias in selection of studies on *FcεR1β* -109C/T polymorphism. Figure S9 Begg's funnel plots for publication bias in selection of studies on *ACE* D/I polymorphism. Figure S10 Begg's funnel plots for publication bias in selection of studies on *IL-13* -2044A/G polymorphism. Figure S11 Begg's funnel plots for publication bias in selection of studies on *IL-13* -1923C/T polymorphism. Figure S12 Begg's funnel plots for publication bias in selection of studies on *IL-1β* -511C/T polymorphism. Figure S13 Begg's funnel plots for publication bias in selection of studies on *LT-α* +252A/G polymorphism. Figure S14 Begg's funnel plots for publication bias in selection of studies on *TGF-β1* -509C/T polymorphism. Figure S15 Begg's funnel plots for publication bias in selection of studies on *CD14* -159C/T polymorphism. Figure S16 Begg's funnel plots for publication bias in selection of studies on *ADAM33* T1-C/T polymorphism. Figure S17 Begg's funnel plots for publication bias in selection of studies on *RANTES* -28G/C polymorphism. Figure S18 Begg's funnel plots for publication bias in selection of studies on *RANTES* -403A/G polymorphism

: High-affinity IgE receptor β chain; ACE: Angiotensin-Converting Enzyme; $\beta 2$ -AR: $\beta 2$ -Adrenergic Receptor; IL-4: Interleukin 4; IL-13: Interleukin 13; IL-1 β : Interleukin 1 β ; LT- α : Lymphotoxin- α ; RANTES: Regulated upon Activation, Normal T cell Expressed and Secreted; TNF- α : Tumor Necrosis Factor- α ; TGF- $\beta 1$: Transforming Growth Factor $\beta 1$.

Competing interests

The authors declare that they have no competing interests.

Authors' contributions

HF designed the study, provided resources, coordinated the study and directed its implementation; XBL, YGZ and JZ searched the publications, extracted the data and wrote the materials and methods, results; YLX wrote the discussion and checked all data, JH was responsible for data synthesis, CT and CH helped designed the study's analytic strategy, YD edited the manuscript, YYY wrote the introduction. All authors read and approved the final manuscript.

Acknowledgements

This work was supported by the National Natural Science Foundation of China (30470761 and 30871117).

Author details

¹Department of Respiratory Medicine, The 452nd Military Hospital of China, Chengdu, Sichuan 610041, China. ²Department of Respiratory Medicine, West China Hospital of Sichuan University, Chengdu, Sichuan 610041, China. ³Zhejiang Provincial Key Laboratory of Medical Genetics, Wenzhou Medical College, Wenzhou, Zhejiang, 325035, China. ⁴Department of Laboratory Medicine, West China Hospital of Sichuan University, Chengdu, Sichuan 610041, China. ⁵West China Medical School/West China Hospital, Sichuan University, Chengdu, Sichuan 610041, China. ⁶Chinese Evidence-Based Medicine/Cochrane Center, Chengdu, Sichuan 610041, China.

Received: 25 January 2010 Accepted: 24 September 2010

Published: 24 September 2010

References

1. Lima JJ, Mohapatra S, Feng H, Lockey R, Jena PK, Castro M, Irvin C, Johnson JA, Wang J, Sylvester JE: **A polymorphism in the NPPA gene associates with asthma.** *Clin Exp Allergy* 2008, **38**(7):1117-1123.
2. Chen YZ: **Recent status of prevention and treatment of asthma in children in China (Chinese).** *Zhonghua Er Ke Za Zhi* 2004, **42**(2):81-82.
3. Chen X, Lin JT: **The current prevention and treatment situation of asthma in China (Chinese).** *Journal of Internal Intensive Medicine* 2008, **14**(5):225-226.
4. Zhang Y, Zhang J, Huang J, Li X, He C, Tian C, Peng C, Guo L, Xiao Y, Fan H: **Polymorphisms in the transforming growth factor-beta1 gene and the risk of asthma: A meta-analysis.** *Respirology* 2010, **15**(5):643-650.
5. Denham S, Koppelman GH, Blakey J, Wjst M, Ferreira MA, Hall IP, Sayers I: **Meta-analysis of genome-wide linkage studies of asthma and related traits.** *Respir Res* 2008, **9**:38.
6. Weiss ST, Raby BA, Rogers A: **Asthma genetics and genomics 2009.** *Curr Opin Genet Dev* 2009, **19**(3):279-282.
7. Pinto LA, Depner M, Klopp N, Illig T, Vogelberg C, von Mutius E, Kabesch M: **MMP-9 gene variants increase the risk for non-atopic asthma in children.** *Respir Res* 2010, **11**:23.
8. Litonjua AA, Tantisira KG, Lake S, Lazarus R, Richter BG, Gabriel S, Silverman ES, Weiss ST: **Polymorphisms in signal transducer and activator of transcription 3 and lung function in asthma.** *Respir Res* 2005, **6**:52.
9. Bossé Y, Lemire M, Poon AH, Daley D, He JQ, Sandford A, White JH, James AL, Musk AW, Palmer LJ, Raby BA, Weiss ST, Kozyrskyj AL, Becker A, Hudson TJ, Laprise C: **Asthma and genes encoding components of the vitamin D pathway.** *Respir Res* 2009, **10**:98.
10. Migita O, Noguchi E, Jian Z, Shibasaki M, Migita T, Ichikawa K, Matsui A, Arinami T: **ADRB2 polymorphisms and asthma susceptibility: transmission**

- disequilibrium test and meta-analysis. *Int Arch Allergy Immunol* 2004, **134**(2):150-157.
11. Contopoulos-Ioannidis DG, Manoli EN, Ioannidis JP: Meta-analysis of the association of beta2-adrenergic receptor polymorphisms with asthma phenotypes. *J Allergy Clin Immunol* 2005, **115**(5):963-972.
 12. Thakkestian A, McEvoy M, Minelli C, Gibson P, Hancox B, Duffy D, Thompson J, Hall I, Kaufman J, Leung TF, Helms PJ, Hakonarson H, Halpi E, Navon R, Attia J: Systematic review and meta-analysis of the association between {beta}2-adrenoceptor polymorphisms and asthma: a HuGE review. *Am J Epidemiol* 2005, **162**(3):201-211.
 13. Gao J, Shan G, Sun B, Thompson PJ, Gao X: Association between polymorphism of tumour necrosis factor alpha-308 gene promoter and asthma: a meta-analysis. *Thorax* 2006, **61**(6):466-471.
 14. Li Y, Guo B, Zhang L, Han J, Wu B, Xiong H: Association between C-589T polymorphisms of interleukin-4 gene promoter and asthma: a meta-analysis. *Respir Med* 2008, **102**(7):984-992.
 15. Moynihan BJ, Tolloczko B, El Bassam S, Ferraro P, Michoud MC, Martin JG, Laberge S: IFN-gamma, IL-4 and IL-13 modulate responsiveness of human airway smooth muscle cells to IL-13. *Respir Res* 2008, **9**:84.
 16. Chan IH, Tang NL, Leung TF, Huang W, Lam YY, Li CY, Wong CK, Wong GW, Lam CW: Study of gene-gene interactions for endophenotypic quantitative traits in Chinese asthmatic children. *Allergy* 2008, **63**:1031-1039.
 17. Cui LY, Liu XH, Gao LX, Fan DS: Study on the association between beta-2-adrenergic receptor genetic polymorphisms and asthma in the population of Inner Mongolia (Chinese). *Zhong Guo Lin Chuang Yi Xue* 2007, **14**(4):477-481.
 18. Gao JM, Lin YG, Qiu CC, Liu YW, Ma Y, Liu Y: beta-2-adrenergic receptor gene polymorphism in Chinese northern asthmatics. *Chinese Medical Sciences Journal* 2004, **19**(3):164-169.
 19. Li H, Xiaoyan D, Qianhua L, Jie L, Yixiao B: Single-nucleotide polymorphisms in genes predisposing to asthma in children of Chinese Han nationality. *J Investig Allergol Clin Immunol* 2009, **19**(5):391-395.
 20. Liao W, Li WM, Zhao CM, Guang LX, Yin XJ, Ai YP, Xi M: Preliminary study on the relationship between beta-2-adrenergic receptors genetic polymorphisms and asthma in children of Han nationality of Chongqing (Chinese). *Di San Jun Yi Da Xue Xue Bao* 2001, **23**(8):968-971.
 21. Qiu YY, Yin KS: Relationship between beta 2-adrenergic receptor haplotype/polymorphisms and bronchial asthma in the elderly (Chinese). *Shi Yong Lao Nian Yi Xue* 2008, **22**(2):105-107.
 22. Shi XH, Zhou JP: Relationship between polymorphisms of IL-13 gene and beta-2-AR gene and asthma (Chinese). *Shan Dong Yi Yao* 2008, **48**(32):119-121.
 23. Wang Z, Chen C, Niu T, Wu D, Yang J, Wang B, Fang Z, Yandava CN, Drazen JM, Weiss ST, Xu X: Association of asthma with beta(2)-adrenergic receptor gene polymorphism and cigarette smoking. *Am J Respir Crit Care Med* 2001, **163**(6):1404-1409.
 24. Xie Y, Yang ZZ, Chai BC: Relationship of genetic polymorphisms of beta-2-adrenergic receptor and asthma in children in Shanghai area (Chinese). *Shi Yong Er Ke Lin Chuang Za Zhi* 2008, **23**(4):272-273, 303.
 25. Xing J, Wang C, Liu JZ, Yan M, Huang KW, Xiao B: Study on the beta2-AR gene and asthma risk in Chinese northern asthma patients (Chinese). *Zhong Hua Nei Ke Za Zhi* 2001, **40**(5):340-342.
 26. Zhang XY, Zhao WL, Gui Q, He NH: Relationship between genetic polymorphisms of beta-2-adrenergic receptor and childhood asthma (Chinese). *Lin Chuang Er Ke Za Zhi* 2008, **26**(5):399-402, 408.
 27. Wang JY, Liou YH, Wu YJ, Hsiao YH, Wu LS: An association study of 13 SNPs from seven candidate genes with pediatric asthma and a preliminary study for genetic testing by multiple variants in Taiwanese population. *J Clin Immunol* 2009, **29**(2):205-209.
 28. Gao GK, Wang SW, Zhang JC: Study on beta-2-adrenergic receptor genetic polymorphisms in asthmatics in the people of the Han nationality of northern China (Chinese). *Zhong Hua Jie He He Hu Xi Za Zhi* 2000, **23**(2):93-97.
 29. Lin YC, Lu CC, Shen CY, Lei HY, Guo YL, Su HJ: Roles of genotypes of beta-2-adrenergic receptor in the relationship between eosinophil counts and lung function in Taiwanese adolescents. *J Asthma* 2003, **40**(3):265-272.
 30. Pan YP, Zhou SL, Kuang JL, Rao WH: Study on the relationship between the genetic polymorphisms of beta-2-adrenergic receptor gene and asthma (Chinese). *Jiang Xi Yi Xue Yuan Xue Bao* 2005, **45**(4):44-47.
 31. Qiu YY, Yin KS: Study on polymorphism of beta-2-AR and asthma risk in China (Chinese). *Zhong Hua Jie He He Hu Xi Za Zhi* 2000, **23**(7):435-436.
 32. Ye XW, Feng DX, Wen XP, Zhang XY, Yu H, Diao XY, Zhang XR, Luo RR: Study on beta-2-adrenergic receptor genetic polymorphisms in asthmatics in the people of the Han nationality of Guizhou (Chinese). *Gui Zhou Yi Yao* 2003, **27**(10):878-880.
 33. Cui TP, Wu JM, Pan SX, Xie JG: Polymorphisms in the IL-4 and IL-4R[alpha] genes and allergic asthma. *Clin Chem Lab Med* 2003, **41**(7):888-892.
 34. Deng RQ, Wu B, He XL, Chen M, Xie SQ: Correlation between IL-4R alpha Arg551Gln gene polymorphism and asthma (Chinese). *Lin Chuang Fei Ke Za Zhi* 2006, **11**(2):164-165.
 35. Gui Q, Qian GS, Zhao ZQ, Li SP: Study on association between IL-4R gene mutation and asthmatic patients of Han nationality of Chongqing in China (Chinese). *Chong Qing Yi Xue* 2006, **35**(22):2055-2057.
 36. Hu SY, Yang XG, Li P, Yu ZD: Relation of polymorphism of IL-4 and IL-4R to allergic asthma in children (Chinese). *Zhong Hua Yi Xue Jian Yan Za Zhi* 2005, **6**(6):460-462.
 37. Liu LN, Zhang YW: Study on relationship between asthma and polymorphisms of interleukin-4 receptor and interleukin-4 (Chinese). *Yi Yao Lun Tan Za Zhi* 2005, **26**(19):38-40.
 38. Mak JC, Ko FW, Chu CM, Leung HC, Chan HW, Cheung AH, Ip MS, Chan-Yeung M: Polymorphisms in the IL-4, IL-4 receptor alpha chain, TNF-alpha, and lymphotoxin-alpha genes and risk of asthma in Hong Kong Chinese adults. *Int Arch Allergy Immunol* 2007, **144**(2):114-122.
 39. Sun J, Yu XH, Chen Y, Zhao HL, Yu JB, Zhou Y, Yi LY, Zhang YQ: Relationship between polymorphisms of interleukin-4 receptor gene and childhood asthma in Harbin (Chinese). *Lin Chuang Er Ke Za Zhi* 2010, **28**(2):138-141.
 40. Wu XH, Li Y, Chen Q, Chen F, Cai P, Wang L, Hu L: Association and gene-gene interactions of eight common single-nucleotide polymorphisms with pediatric asthma in middle china. *J Asthma* 2010, **47**(3):238-244.
 41. Zhang AM, Li HL, Hao P, Chen YH, Li JM, Mo YX, Dai M: Association of Q576R polymorphism in the interleukin-4 receptor gene with serum IgE levels in children with asthma (Chinese). *Zhong Guo Dang Dai Er Ke Za Zhi* 2006, **8**(2):109-112.
 42. Zhang H, Zhang Q, Wang L, Chen H, Li Y, Cui T, Huang W, Zhang L, Yan F, Wang L, Xu Y, Hu L, Kong X: Association of IL4R gene polymorphisms with asthma in Chinese populations. *Hum Mutat* 2007, **28**(10):1046.
 43. Zhang W, Zhang X, Qiu D, Sandford A, Tan WC: IL-4 receptor genetic polymorphisms and asthma in Asian populations. *Respir Med* 2007, **101**(1):186-190.
 44. Deng RQ, Wu B, Yan SF, Chen M: Association between IL-4R gene polymorphism and level of sIL-4R and TlgE in patients with asthma (Chinese). *Gan Nan Yi Xue Yuan Xue Bao* 2006, **26**(3):321-323.
 45. Yang Q, Zou YQ, Kuang JL: A study on the relationship between interleukin-4 receptor polymorphism and asthma (Chinese). *Jiang Xi Yi Xue Yuan Xue Bao* 2004, **44**(1):37-39.
 46. Wang W, Hamulati WFE, Yililhamujiang SBT, Xiang YB, Abulikemu ABL: A study on the relationship between interleukin-4 promoter polymorphism and asthma in a Xinjiang Uyger population (Chinese). *Zhong Hua Jie He He Hu Xi Za Zhi* 2004, **27**(7):460-464.
 47. Zhang WD, Zhang XZ, Qiu DW, Tan WC: Relation between IL-4 promoter gene polymorphisms and asthma in Chinese, Malay and Indian (Chinese). *Yi Xue Lin Chuang Yan Jiu* 2005, **22**(3):293-296.
 48. Gao JM, Lin YG, Qiu CC, Liu YW, Ma Y, Liu Y: The association between tumor necrosis factor-alpha gene polymorphism and asthma. *Chinese Medical Sciences Journal* 2003, **18**(4):248-253.
 49. Guo YL, Zhou SL: Investigation of the association between tumour necrosis factor alpha promoter polymorphism and asthma (Chinese). *Jiang Xi Yi Xue Yuan Xue Bao* 2004, **44**(5):28-30, 33.
 50. Li ZF, Li JR, Sun XF, Liao BP: Lack of association between childhood asthma and the tumor necrosis factor alpha gene-308 polymorphism (Chinese). *Xin Yi Xue* 2003, **34**(4):217-218.
 51. Liu RM, Wu JM, Liu DF, Cui TP: Polymerase chain reaction analysis for the tumor factor alpha-308(G-A) gene polymorphism in relation to susceptibility of asthma in infants (Chinese). *Hua Zhong Yi Xue Za Zhi* 2004, **28**(3):201-202, 154.
 52. Tan EC, Lee BW, Tay AW, Chew FT, Tay AH: Asthma and TNF variants in Chinese and Malays. *Allergy* 1999, **54**(4):402-403.
 53. Wang TN, Chen WY, Wang TH, Chen CJ, Huang LY, Ko YC: Gene-gene synergistic effect on atopic asthma: tumour necrosis factor-alpha-308 and lymphotoxin-alpha-Ncol in Taiwan's children. *Clin Exp Allergy* 2004, **34**(2):184-188.

54. Zhai FZ, Li Y: Association between polymorphism of tumor necrosis factor- α promoter gene and asthma (Chinese). *Shan Dong Yi Yao* 2004, **44**(25):4-6.
55. Zhao HJ, Ding YC, Liu Y, Shi JP, Liu HF, Zhang J, Cheng HJ, Cui YN, Hou SP: Association between polymorphism of tumor necrosis factor promoter gene and asthma (Chinese). *Ji Lin Da Xue Xue Bao (Yi Xue Ban)* 2005, **31**(3):449-451.
56. Cui TP, Jiang WC, Wang L, Xie JG, Wu JM: The association analysis of Fc ϵ R1 β with allergic asthma in a Hubei Han adults population (Chinese). *Zhong Guo Bing Li Sheng Li Za Zhi* 2004, **20**(11):2049-2052.
57. Liu T, Teng L, Guan LX, Wu LP, Sun KY: Study on the E237G polymorphism of the Fc ϵ psilonR1 beta gene with asthma (Chinese). *Zhong Guo Shi Yong Nei Ke Za Zhi* 2006, **26**(19):1520-1522.
58. Tang Y, Wu XQ, Liu XY, Zeng Y, Li YQ, Wu Q, Zhou TH: Study on mutations of β -chain of high affinity IgE receptor gene in people of Han nationality in the southern China (Chinese). *Zhong Guo Xian Dai Yi Xue Za Zhi* 2003, **13**(9):6-10.
59. Wang L, Cui TP: Relationship between Fc ϵ R1 β gene polymorphism and juvenile allergic asthma in Hubei area (Chinese). *Hua Zhong Ke Ji Da Xue Xue Bao (Yi Xue Ban)* 2003, **32**(3):332-335.
60. Zeng LX, Zhou SL, Kuang JL, Rao WH: Study on mutations of β -chain of high affinity IgE receptor gene in asthmatic patients (Chinese). *Jiang Xi Yi Xue Yuan Xue Bao* 2001, **41**(5):43-45.
61. Zhang XZ, Zhang WD, Qiu DW, Andrew S, Cheng TW: The E237G polymorphism of the high-affinity IgE receptor β chain and asthma. *Ann Allergy Asthma Immunol* 2004, **93**(5):499-503.
62. Zhao KS, Cheng HJ, Qiao HM, Zhuo FX, Sun MY, Fu WY: Analysis of gene mutation for high affinity immunoglobulin E receptor chain in asthmatic children (Chinese). *Lin Chuang Er Ke Za Zhi* 2004, **22**(12):794-797.
63. Zhao KS, Lu JR, Wang ZH, Guo Y, Yu LY, Fu WY: Association between Fc ϵ R1- β gene promoter polymorphism and total serum IgE levels of asthma in children (Chinese). *Zhong Guo Shi Yong Er Ke Za Zhi* 2004, **19**(12):744-746.
64. Gao JM, Lin YG, Xiao Y, Xu KF, Xu WB, Ma Y: Polymorphism of angiotensin-converting enzyme gene and susceptibility to asthma with familial aggregation (Chinese). *Zhong Hua Jie He He Hu Xi Za Zhi* 1999, **22**(11):669-672.
65. Guo YB, Lu Y, Cai HW, Chen YH, Cheng YS, Ye XF: Genetic polymorphism of angiotensin converting enzyme (ACE) gene in kidney-deficiency asthma from Guangdong population (Chinese). *Zhong Guo You Sheng Yu Yi Chuan Za Zhi* 2006, **14**(8):20-22.
66. Lu HM, Li LY: Polymorphism of angiotensin-converting enzyme gene and susceptibility to patients of asthma in Tianjin (Chinese). *Shan Xi Yi Yao Za Zhi* 2004, **33**(12):1016-1017.
67. Lue KH, Ku MS, Li C, Sun HL, Lee HS, Chou MC: ACE gene polymorphism might disclose why some Taiwanese children with allergic rhinitis develop asthma symptoms but others do not. *Pediatr Allergy Immunol* 2006, **17**(7):508-513.
68. Qin JH, Wang LS: DD genotype of angiotensin-converting enzyme may be a risk factor for development of asthma in children (Chinese). *Zhong Hua Er Ke Za Zhi* 2000, **38**(8):487-489.
69. Song LJ, Quan CS, Peng L, Fu WY: Correlation between asthma and polymorphism of angiotensin-converting enzyme gene with insertion or deletion in 108 Chinese northern children with asthma (Chinese). *Lin Chuang Er Ke Za Zhi* 2001, **19**(6):364-365.
70. Feng D: Research on the polymorphism of gene IL-13 in asthma and their first degree relatives. *Hei Long Jiang Yi Xue* 2009, **33**(7):481-485.
71. Liu JL, Wu B, Chen HJ, He CW, Liu ZH, Xie JX: Relationship among IL-13 gene polymorphism, asthma and plasma cytokine levels. *Lin Chuang Fei Ke Za Zhi* 2004, **9**(2):122-124.
72. Yang LF, Zhang Y, Liu QL: Genetic Arg144Gln polymorphism of interleukin-13 and asthma in children (Chinese). *Zhong Guo Xian Dai Yi Yao Za Zhi* 2010, **12**(3):46-47.
73. Zhao KS, Lu JR, Li SY, Wang ZH, Fu WY, Sun MY: Correlation between interleukin-13 genotype and phenotype in children with bronchial asthma (Chinese). *Lin Chuang Er Ke Za Zhi* 2005, **23**(5):312-314, 330.
74. Xi D, Pan S, Cui T, Wu J: Association between IL-13 gene polymorphism and asthma in Han nationality in Hubei Chinese population. *J Huazhong Univ Sci Technolog Med Sci* 2004, **24**(3):219-222.
75. Song QZ, Wu B, Li W, Liu JL, Zhang WZ, Zhang YL: Association between IL-13 gene polymorphism and level of IL-13 and IgE in patients with asthma (Chinese). *Zhong Guo Mian Yi Xue Za Zhi* 2005, **21**(6):469-471.
76. Chen JQ, Sun HP, Guo XR, Chen RH: Effect of IL-13 gene polymorphism on the levels of serum IL-13 and total IgE in asthmatic children (Chinese). *Zhong Guo Shi Yong Er Ke Za Zhi* 2004, **19**(4):209-211.
77. Wang XH, Zhao W, Liu SG, Feng XP: Correlation of IL-4 and IL-13 gene polymorphisms with asthma and total serum IgE levels. *Zhong Hua Jie He He Hu Xi Za Zhi* 2009, **32**(3):161-164.
78. Hsieh CC, Tsai FJ, Chow WC, Wu CR, Kobayashi H: There is no evidence of difference in polymorphisms in the IL-1 beta-511 promoter and IL-1Ra gene between asthmatic and healthy groups. *Pediatr Asthma Allergy Immunol* 2004, **17**(1):53-57.
79. Wu ZF, Yang H, Liu YL, Chen XW, Cui XM, Liang ZH: Relationship of interleukin-1beta and interleukin-1 receptor antagonist gene polymorphisms with asthma (Chinese). *Mian Yi Xue Za Zhi* 2007, **23**(6):699-700.
80. Zhao XF, Li HL, Huang YK: Study on association between interleukin-1 beta gene polymorphism and childhood asthma (Chinese). *Shi Yong Er Ke Lin Chuang Za Zhi* 2006, **21**(16):1074-1075.
81. Gao JM, Lin YG, Qiu CC, Liu YW, Ma Y, Liu Y, Zhu YY: TNFa/LTa genes polymorphism and bronchial asthma susceptibility (Chinese). *Ji Chu Yi Xue Yu Lin Chuang* 2003, **23**(5):512-516.
82. Ma WC, Zhu MH: Polymorphism of TNF-beta gene and asthma risk in children (Chinese). *Xian Dai Lin Chuang Yi Xue Sheng Wu Gong Cheng Xue Za Zhi* 2005, **11**(3):204-206.
83. Xu X, Chen SQ, Liu LD, Sun BQ, Chen SC: HLA-DRB, LMP, TNFbeta alleles polymorphism in susceptibility to asthma in Guangdong Chinese (Chinese). *Xian Dai Lin Chuang Yi Xue Sheng Wu Gong Cheng Xue Za Zhi* 2003, **9**(3):188-190.
84. Huang SC, Wu WJ, Sun HL, Lue KH, Hsu CH, Liao PF, Ku MS: Association of a lymphotoxin-alpha gene polymorphism and atopic asthma in Taiwanese children. *Pediatr Neonatol* 2008, **49**(2):30-34.
85. Lu JR, Liu WD, Zhao KS, Sun MY, Fu WY: Study on TGF β 1 polymorphism and asthma susceptibility (Chinese). *Lin Chuang Er Ke Za Zhi* 2004, **22**(4):212-215.
86. Mak JC, Leung HC, Ho SP, Law BK, Ho AS, Lam WK, Ip MS, Chan-Yeung MM: Analysis of TGF-beta(1) gene polymorphisms in Hong Kong Chinese patients with asthma. *J Allergy Clin Immunol* 2006, **117**(1):92-96.
87. Xia W, Zhou SL, Xu P, Li P, Wang FX: Study on TGF- β 1 promoter polymorphism in asthmatics (Chinese). *Jiang Xi Yi Xue Yuan Xue Bao* 2006, **46**(6):102-103, 106.
88. Chen M, Wu B, Li W: Influence of CD14 gene-159C/T polymorphism on IL-5 level in patients with asthma (Chinese). *Shan Dong Yi Yao* 2009, **49**(5):13-15.
89. Cui TP, Jiang WC, Wu JM: Genetic polymorphism of CD14 and allergic asthma in children (Chinese). *Hua Zhong Yi Xue Za Zhi* 2003, **27**(5):235-236.
90. Tan CY, Chen YL, Wu LS, Liu CF, Chang WT, Wang JY: Association of CD14 promoter polymorphisms and soluble CD14 levels in mite allergen sensitization of children in Taiwan. *J Hum Genet* 2006, **51**(1):59-67.
91. Su DJ, Zhang XM, Sui H, Lu FZ, Jin LH, Zhang J: Association of ADAM33 gene polymorphisms with adult allergic asthma and rhinitis in a Chinese Han population. *BMC Med Genet* 2008, **9**:82.
92. Wang P, Liu QJ, Li JS, Li HC, Wei CH, Guo CH, Gong YQ: Lack of association between ADAM33 gene and asthma in a Chinese population. *Int J Immunogenet* 2006, **33**(4):303-306.
93. Xiong JY, He QQ, Jiang ZQ, Li JF: Association of polymorphism of T1 locus allele in ADAM33 gene with bronchial asthma (Chinese). *Shi Yong Er Ke Lin Chuang Za Zhi* 2009, **24**(16):1241-1243.
94. Liu M, Li HL, Huang YK, Chen YH, Liu H, Jin P: The SNPs of chemokine RANTES promoter in children with asthma (Chinese). *Zhong Guo You Sheng Yu Yi Chuan Za Zhi* 2005, **13**(11):20-23.
95. Wang LJ, Li YR, Chen JH, Cui TP, Wu JM: Polymorphism of regulated upon activation, normal T cell expressed and secreted promoter region-28 position in Chinese allergic asthmatic children (Chinese). *Zhong Hua Jie He He Hu Xi Za Zhi* 2004, **27**(6):394-397.
96. Yao TC, Kuo ML, See LC, Chen LC, Yan DC, Ou LS, Shaw CK, Huang JL: The RANTES promoter polymorphism: a genetic risk factor for near-fatal asthma in Chinese children. *J Allergy Clin Immunol* 2003, **111**(6):1285-1292.

97. Leung TF, Tang NL, Lam CW, Li AM, Fung SL, Chan IH, Wong GW: RANTES G-401A polymorphism is associated with allergen sensitization and FEV1 in Chinese children. *Respir Med* 2005, **99**(2):216-219.

doi:10.1186/1465-9921-11-129

Cite this article as: Li *et al.*: Asthma susceptible genes in Chinese population: A meta-analysis. *Respiratory Research* 2010 **11**:129.

**Submit your next manuscript to BioMed Central
and take full advantage of:**

- Convenient online submission
- Thorough peer review
- No space constraints or color figure charges
- Immediate publication on acceptance
- Inclusion in PubMed, CAS, Scopus and Google Scholar
- Research which is freely available for redistribution

Submit your manuscript at
www.biomedcentral.com/submit

